

the  
acorn  
user  
guide

The consumer classification





acorn

The consumer classification

# Welcome to a radical approach to describing customer behaviour



Acorn is a segmentation tool which categorises the UK's population into demographic types.

Acorn segments households, postcodes and neighbourhoods into 6 categories, 18 groups and 62 types.

# Contents

		Page
<b>Acorn User Guide Introduction</b>		<b>4</b>
<b>1</b>	<b>Affluent Achievers</b>	<b>10</b>
	<b>A Lavish Lifestyles</b>	<b>11</b>
	1 Exclusive enclaves	12
	2 Metropolitan money	13
	3 Large house luxury	14
	<b>B Executive Wealth</b>	<b>15</b>
	4 Asset rich families	16
	5 Wealthy countryside commuters	17
	6 Financially comfortable families	18
	7 Affluent professionals	19
	8 Prosperous suburban families	20
	9 Well-off edge of towners	21
	<b>C Mature Money</b>	<b>22</b>
	10 Better-off villagers	23
	11 Settled suburbia, older people	24
	12 Retired and empty nesters	25
	13 Upmarket downsizers	26
<b>2</b>	<b>Rising Prosperity</b>	<b>28</b>
	<b>D City Sophisticates</b>	<b>29</b>
	14 Townhouse cosmopolitans	30
	15 Younger professionals in smaller flats	31
	16 Metropolitan professionals	32
	17 Socialising young renters	33
	<b>E Career Climbers</b>	<b>34</b>
	18 Career driven young families	35
	19 First time buyers in small, modern homes	36
	20 Mixed metropolitan areas	37
<b>3</b>	<b>Comfortable Communities</b>	<b>40</b>
	<b>F Countryside Communities</b>	<b>41</b>
	21 Farms and cottages	42
	22 Larger families in rural areas	43
	23 Owner occupiers in small towns and villages	44
	<b>G Successful Suburbs</b>	<b>45</b>
	24 Comfortably-off families in modern housing	46
	25 Larger family homes, multi-ethnic areas	47
	26 Semi-professional families, owner occupied neighbourhoods	48
	<b>H Steady Neighbourhoods</b>	<b>49</b>
	27 Suburban semis, conventional attitudes	50
	28 Owner occupied terraces, average income	51
	29 Established suburbs, older families	52
	<b>I Comfortable Seniors</b>	<b>53</b>
	30 Older people, neat and tidy neighbourhoods	54
	31 Elderly singles in purpose-built accommodation	55
	<b>J Starting Out</b>	<b>56</b>
	32 Educated families in terraces, young children	57
	33 Smaller houses and starter homes	58
<b>4</b>	<b>Financially Stretched</b>	<b>60</b>
	<b>K Student Life</b>	<b>61</b>
	34 Student flats and halls of residence	62
	35 Term-time terraces	63
	36 Educated young people in flats and tenements	64
	<b>L Modest Means</b>	<b>65</b>
	37 Low cost flats in suburban areas	66
	38 Semi-skilled workers in traditional neighbourhoods	67
	39 Fading owner occupied terraces	68
	40 High occupancy terraces, many Asian families	69
	<b>M Striving Families</b>	<b>70</b>
	41 Labouring semi-rural estates	71
	42 Struggling young families in post-war terraces	72
	43 Families in right-to-buy estates	73
	44 Post-war estates, limited means	74
	<b>N Poorer Pensioners</b>	<b>75</b>
	45 Pensioners in social housing, semis and terraces	76
	46 Elderly people in social rented flats	77
	47 Low income older people in smaller semis	78
	48 Pensioners and singles in social rented flats	79
<b>5</b>	<b>Urban Adversity</b>	<b>82</b>
	<b>O Young Hardship</b>	<b>83</b>
	49 Young families in low cost private flats	84
	50 Struggling younger people in mixed tenure	85
	51 Young people in small, low cost terraces	86
	<b>P Struggling Estates</b>	<b>87</b>
	52 Poorer families, many children, terraced housing	88
	53 Low income terraces	89
	54 Multi-ethnic, purpose-built estates	90
	55 Deprived and ethnically diverse in flats	91
	56 Low income large families in social rented semis	92
	<b>Q Difficult Circumstances</b>	<b>93</b>
	57 Social rented flats, families and single parents	94
	58 Singles and young families, some receiving benefits	95
	59 Deprived areas and high-rise flats	96
<b>6</b>	<b>Not Private Households</b>	<b>98</b>
	<b>R Not Private Households</b>	<b>98</b>
	60 Active communal population	99
	61 Inactive communal population	99
	62 Business addresses without resident population	99
<b>Detailed Characteristics for all Acorn Types</b>		<b>100</b>

# Now you can gain real **insight** and a deeper understanding of consumers and communities...

## Customer and consumer insight

Understanding the needs of consumers and communities is important to both private sector and public service organisations. Acorn helps you to analyse and understand consumers in order to increase engagement with their customers and to deliver successful strategies across all channels. The rise of digital technologies and economic pressures are reflected in the lifestyles, behaviours and socio-economics of consumers.

Acorn delivers the opportunity to define and deliver appropriate strategies across all business functions. It provides a detailed understanding of the consumer characteristics of people and places across the UK.

### **What is Acorn?**

Acorn is a geodemographic segmentation of the UK's population. It segments households, postcodes and neighbourhoods into 6 categories, 18 groups and 62 types. By analysing significant social factors and population behaviour, it provides precise information and an in-depth understanding of the different types of people.

Acorn provides a detailed understanding of the people who interact with your organisation. It helps you learn about their relationship with you. This knowledge gives you the opportunity to target, acquire and develop profitable customer relationships and improve service delivery.

...understanding the **people** that interact with your organisation...

In the user guide we look at each Acorn type across a wide range of demographic, behavioural and attitudinal attributes. The descriptions of each category, group and type provide an overview of the wider range of topics for which information is available.

...so you can target, acquire and develop profitable **customer relationships** and improve service delivery...

## The Acorn family

For a general understanding of the attributes of households, postcodes and neighbourhoods. Acorn meets the requirements of many organisations. We ensure that the naming typology of Acorn is respectful of all communities. We build specialist Acorns when new segmentations are required rather than renaming and re-branding existing segmentations.

...we build **specialist** Acorns when new segmentations are required rather than renaming and re-branding existing segmentations...

We recognise the specialist needs of some business sectors and public policy areas and have developed classifications covering, for example, health, retail and leisure activities as well as Acorn for countries outside the UK.

We build my.Acorn segmentations tailored to individual clients' requirements. my.Acorn provides client specific classifications to meet a variety of needs where the client holds substantial information on their individual customers at individual, household and postcode level. These segmentations range from using client data to provide a more relevant set of Acorn descriptions, all the way through to fully bespoke my.Acorn segmentations developed to client requirements. For example, using a client's customer transaction and service data.

By channel, a segmentation of customers can be built and then overlaid onto the rest of the population showing purchasing potential and channel preferences. my.Acorn can be supplied with an interactive website for use on an organisation's intranet.

We supply free Acorn UK datasets at category level for postal sector geography to enable organisations to understand more as to how Acorn would benefit their organisation.

To find out your personal Acorn code go to [acorn.caci.co.uk](http://acorn.caci.co.uk)

# Acorn is driven by new private and public sector **data sources** and defines difficult areas with greater **precision...**

## Using Acorn

A wide range of organisations use Acorn to provide an accurate picture of the needs of their customers and local communities.

Acorn is used to understand consumers' lifestyle, behaviour and attitudes, together with the needs of neighbourhoods and people's public service needs. It is used to analyse customers, identify profitable prospects, evaluate local markets and focus on the specific needs of each catchment and neighbourhood.

...helps **understand** consumer **behaviour** and a community's public service needs...

You can learn more about your business by adding Acorn codes to a customer database. You can also identify prospects who resemble your best customers.

By assessing the Acorn mix of residents of a local neighbourhood you can define the residents' demand for products and services in any local area – and compare it to any other area in the UK.

### **How can you use Acorn?**

Acorn is licensed from CACI as a dataset of households and postcodes coded by Acorn categories, groups and types or as counts of population and household by Acorn type for any geographic area.

Our consultants have experience in applying Acorn to a range of issues. If you wish to discuss the most appropriate segmentation for your needs please contact us or for details of licence fees please email [acorn@caci.co.uk](mailto:acorn@caci.co.uk) or call us on 0800 181 851.

...resulting in unprecedented levels of **accuracy** which can be kept **up to date** for years to come...

## **How Acorn is built**

We use a specialist team of CACI experts to develop Acorn. No other organisation has as many people with experience in developing and applying geodemographic segmentation tools. Acorn is built from a combination of government data and consumer research data.

CACI has created a unique and radically different approach to geodemographics. This takes advantage of the new data environment created by government policies on Open Data.

To keep Acorn fully up to date we take advantage of new data immediately it becomes available.

### **Our Acorn Methodology**

CACI has pioneered a radical departure from the traditional approach to building geodemographic segmentations. The traditional approach is to build the structure of segmentation and assign postcodes or households to the types by always using the same data and the same single algorithm.

Our new approach to geodemographics rejects a 'one size fits all' approach in favour of using the best method appropriate to the circumstances.

We use different data and statistical models, if we can demonstrate the results are better. This makes Acorn more accurate.

...our **new approach** to geodemographics rejects a 'one size fits all' approach...

Our alternatives were to reject all information that was not perfect across the whole of the UK, or to create different algorithms according to the available data. We chose to make use of all data that gave a measurably better Acorn.


More details are available in CACI's Acorn Technical guide, which is available on request. This guide describes the methodology behind Acorn, the data used, and the process by which Acorn is regularly updated.



Category 1

# Affluent Achievers

- A Lavish Lifestyles
- B Executive Wealth
- C Mature Money



Category 1

# Affluent Achievers

- A Lavish Lifestyles
- B Executive Wealth
- C Mature Money




These are some of the most financially successful people in the UK. They live in wealthy, high status rural, semi-rural and suburban areas of the country. Middle aged or older people, the 'baby-boomer' generation, predominate with many empty nesters and wealthy retired. Some neighbourhoods contain large numbers of well-off families with school age children, particularly the more suburban locations.

These people live in large houses, which are usually detached with four or more bedrooms. Some will own homes worth many millions. Other homes are significantly more expensive than the average for their locality. Around one in eight of these families will own a second property. A high proportion of these people are very well educated and employed in managerial and professional occupations. Many own their own business. Incomes are generally well above average. Many can afford to spend freely and frequently and have also built up savings and investments.

Wealth has also been, or is being, built up through their expensive houses. Most of these people are owner occupiers, with half owning their home outright and the remainder often having significant equity in their homes.

Usually confident with new technology and managing their finances, these people are established at the top of the social ladder. They are healthy, wealthy and confident consumers.



Group A

# Lavish Lifestyles

- Type 1: Exclusive enclaves
- Type 2: Metropolitan money
- Type 3: Large house luxury



These are the most affluent people in the UK. As well as premiership footballers, hedge fund managers, and entrepreneurs this group includes people in high status senior managerial and professional positions. Many are very well-educated individuals. Many are company directors or business owners. These neighbourhoods have the greatest concentrations of higher rate taxpayers.

The typical family will live in a large house worth over £1million and, particularly in the South East, their homes may be worth many millions. A good number will own additional property, either abroad or in the UK.

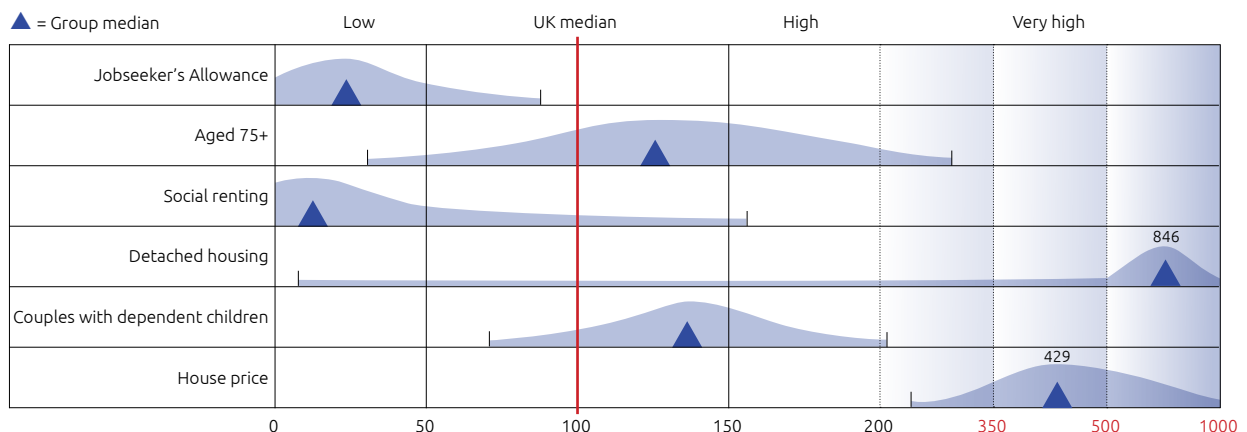
These people often read the financial pages to keep up with economic affairs in general and their investments in particular. They are often financially sophisticated, purchasing a wide range of financial products, or have advisors to do so for them.

They are unlikely to have suffered any meaningful impact as a result of the recession.

They use new technology for its practical benefits. The internet is used for practical research and news-gathering more than for shopping or social activity. Social media will be used more for making business contacts rather than leisure activity.

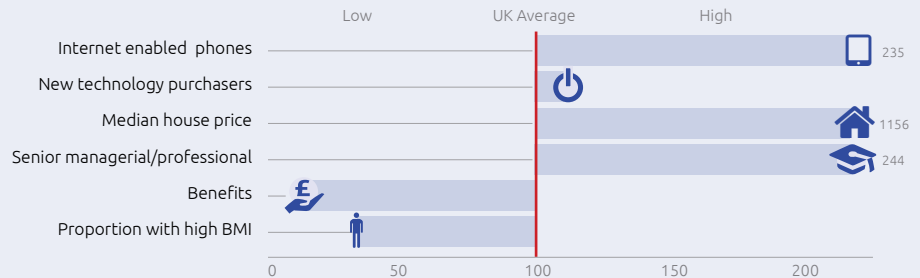
In short these consumers they have money to enjoy very comfortable lifestyles with few financial concerns.

Spread of Group A population relative to the national median



Type 1

# Exclusive enclaves



These are some of the wealthiest people in the country, including top businessmen, officials, bankers, lawyers, entrepreneurs and premiership footballers. They live in multi-million pound properties where the media will talk of 'Millionaires' Row', 'Footballer Alleys' and 'Golden Triangles'.

Very large houses or plush apartments will be worth £2 million, with the average being substantially more – typically 10 times the prices of other housing in the local area.

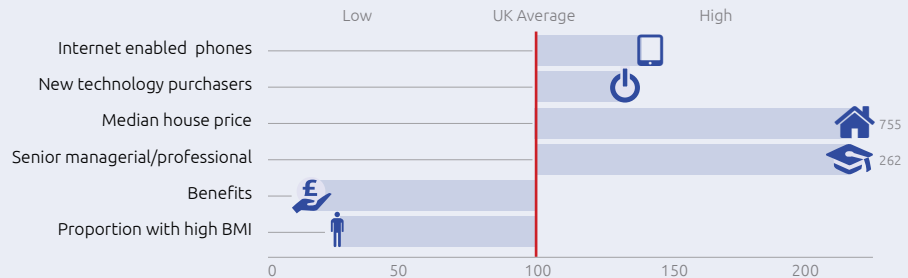

Places such as Hampstead, Kensington, Ascot, Cobham, Chipping Norton, Sandbanks (Poole) and Hale are typical of this type.

The professional, directors and business owners living here may include some of Chinese or European descent.

“Wealthiest people in the country... ‘Millionaires’ Row’... large houses... plush apartments... professionals... directors... business owners...”

Type 2

# Metropolitan money



These affluent professionals live in large apartments or town houses in London or other major cities. Most own their homes but some are renting. Many will have senior managerial or other professional occupations where six figure salaries are the norm. More than a quarter will be company directors.

“Affluent professionals... large apartments or town houses... six figure salaries... significant assets... social networks... read blogs... iPads... second homes...”

Many of these areas are in London, typically in neighbourhoods such as Docklands, Notting Hill and Islington. Reflecting their metropolitan locations these areas are often located close or adjacent to deprived neighbourhoods.

There might be a combination of younger people and those well advanced in their careers. A good proportion are single and fewer of the couples will have children. A number may be of Chinese or non-UK European in origin.

Properties are on average eight times the national average with a high proportion having homes worth more than £1 million, a significant asset since many have no mortgage.

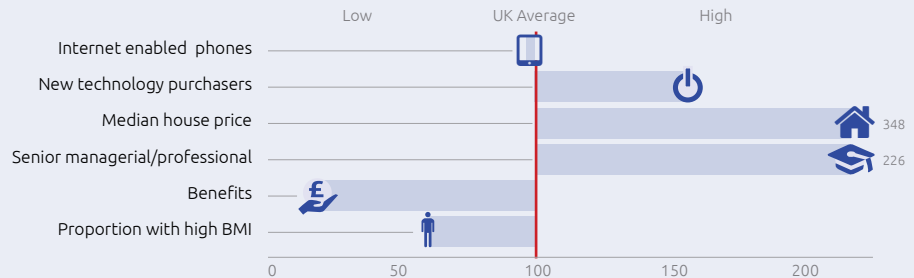
These people are 10 times more likely than average to own a second home. In addition to these assets these people are likely to have investments in shares, savings accounts and be building up a personal pension.

More likely than most to own an iPad or similar device, they may use it to access content relating to travel, news, weather and to play games and, less frequently, access social networks or read blogs. They are more prolific internet users when organising their leisure, finances or household services.

The main uses for their smartphone are email and to exchange pictures, or download and listen to music.

Type 3

# Large house luxury



These families are living in large detached houses that are usually expensive both in terms of the local area and nationally. A significant proportion will have paid off their mortgage. A high proportion will own a second property, either abroad or in the UK.

Educational attainment is well above the average and many people will have senior managerial and professional jobs. The family may have a number of luxury cars and can afford frequent and expensive holidays.

They have the money to spend freely and frequently on their credit cards. A high proportion will be earning six figure salaries. Most own their house and many have significant savings and investments. The proportion of families investing in shares will be three times the national average.

Social media does not hold great influence with most of these people. Similarly their online activity avoids entertainment and socialising. Music, video, games, gambling, blogging and discussion forums are unlikely to be for them. It is more likely that they will use their phones and iPads for focussed online activity.

They will regularly check their stocks and shares, carry out financial activities, read newspapers, carry out research, and from time to time donate to charity online. Their children will use the internet to assist with educational activities.

They are more likely than average to consider suitable direct marketing to be acceptable by all channels. However they are less likely to be responsive to marketing for financial products, healthcare, or utilities, which they research for themselves.

“Detached houses... luxury cars... expensive holidays... focused online activity... significant savings and investments... golf, culture, wine...”

Many subscribe to a range of magazines and will read the Financial Times, and the broadsheet papers. Typical leisure interests might be golf, culture, wine and antiques.

Group B

# Executive Wealth

- Type 4: Asset rich families
- Type 5: Wealthy countryside commuters
- Type 6: Financially comfortable families
- Type 7: Affluent professionals
- Type 8: Prosperous suburban families
- Type 9: Well-off edge of towners



These are wealthy families living in larger detached or semi-detached properties either in the suburbs, the edge of towns or in semi-rural locations. While these are generally family areas there are also some empty nesters and better-off retired couples. Many families own their home but a good number may still be repaying a mortgage. The likelihood of these families owning a second home, in the UK or abroad, is over five times the UK average.

Incomes are good since many have managerial and professional occupations with perhaps one in five being company directors. It is rare to find households earning less than the average.

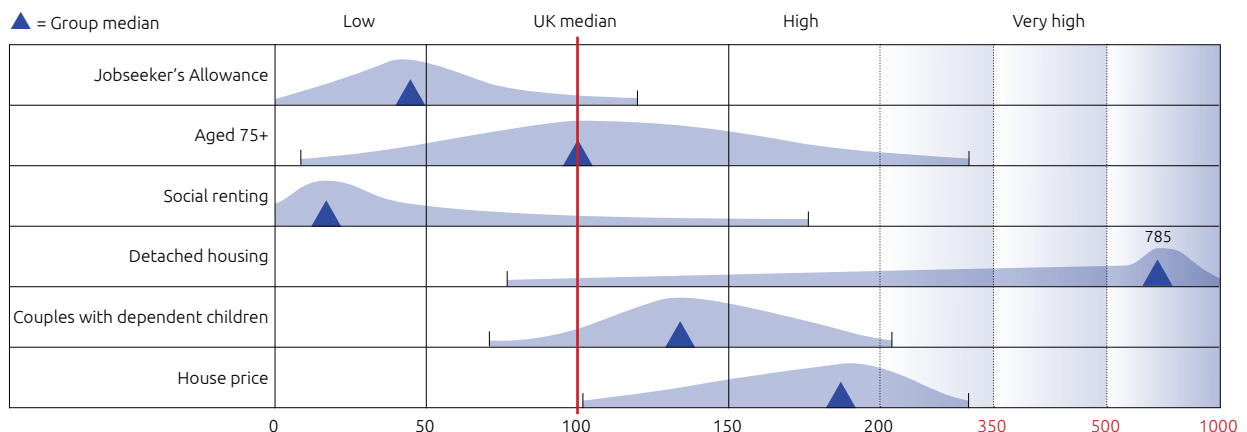
They tend to be financially literate people more likely to have multiple bank accounts and credit cards and the incomes to spend relatively freely. These families are usually financially secure and three times more likely to have a variety of investment vehicles. Personal pensions and significant levels of savings are also more likely.

They tend to be frequent users of the internet, generally more for practical than entertainment purposes such as shopping and keeping up with current affairs, although many will also read the broadsheets.

Modern technology such as DAB radio, iPads or tablet PC's, portable media players and smartphones are more likely to be owned, and those with children may well have purchased games consoles.

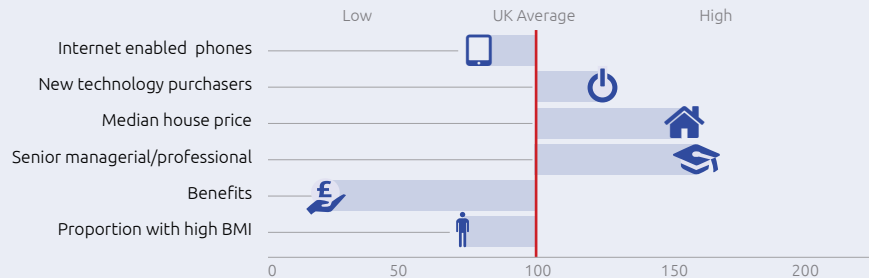
These are high income people, successfully combining jobs and families

Spread of Group B population relative to the national median



Type 4

# Asset rich families



These affluent professional families tend to be older with a high proportion being retired. However some will have children living at home. They typically live in large detached, or occasionally semi-detached, houses valued well above the average for the area, and many have paid off their mortgage. There has been less evidence of housing market slowdown in these roads, the level of house sales is high given that generally in these areas many families have lived there for a good number of years.

“Large houses... affluent professional families... savings and investments... social media for business contacts... financial research online... John Lewis and Waitrose...”

Most will have good incomes from professional or managerial jobs, some as company directors. There are high levels of savings and investments in stocks and shares, unit trusts and National Savings. They manage their money carefully and regularly read the financial news. Few will have debt of any kind. They tend to have insurance, life cover and pensions.

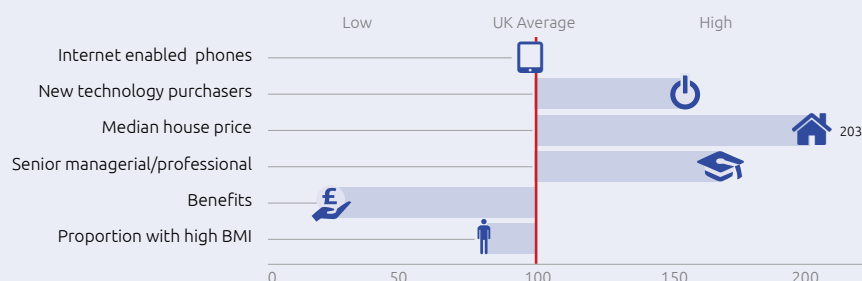
They are usually less likely to access content on their mobile phones but those with iPads will access a wide range of activities and may have downloaded apps for shopping, fashion and other lifestyle. Social media will be used to make business contacts rather than for personal reasons.

Many will regularly research their investments and financial planning online. They will also research purchases such as holidays, travel, theatre, gardening and wines. Otherwise use of the internet will be less than average.

They can afford to spend fairly heavily and frequently on their credit cards and favour retailers such as John Lewis and Waitrose.

## Type 5

## Wealthy countryside commuters



Wealthy commuters living in semi-rural areas, villages and the fringes of small towns, form the bulk of this type. Properties are either traditional or modern semi-rural developments. Over two-thirds of these large detached houses will probably have a name rather than a numbered address, a significant number being 'farms' and 'cottages'.

“Semi-rural areas... established neighbourhoods... commute by car... savings and investments... golf, gardening, walking, wine... practical use of new technology...”

These are established neighbourhoods where most of the resident families and older couples tend to have lived for 10 years or more. Some of these couples will be retired. Car ownership is high and people tend to commute to work by car. There tends to be a high proportion of company cars and new cars.

Over a fifth of these people are company directors and a higher than usual proportion of people are self-employed. Most incomes are higher than average. These families tend to have built up a good level of savings and investments in bonds, shares and ISA's.

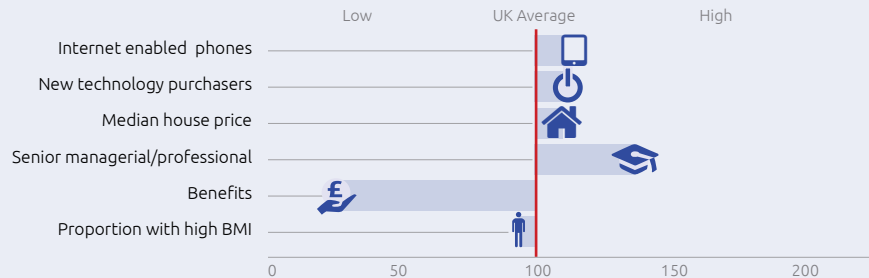
Mobiles and tablet devices are more often used for practical purposes, accessing content relating to stock and shares and less likely to access entertainment content or social networking sites. They may have downloaded practical apps such as dictionaries, translators, navigation, weather, and their personal bank account.

Online they may regularly research financial products and services, property, cars, hotel reservations, airline tickets, consumer electronics, flowers and gardening equipment. In addition they may read newspapers and download podcasts.

More typical leisure activities might include golf, gardening, walking, wine and antiques. Shopping tends to be done in upmarket department stores more than high street fashion retailers. These people can afford to spend often on their credit cards.

Type 6

# Financially comfortable families



These roads house well-off working families, many of whom commute. There will be many school children. Many of these families live in modern estates of relatively large detached houses, a number of which will have been built in the past decade. The majority have a mortgage.

“Well-off families... teenage children ...managerial or professional... mortgage payments ... smart phones and iPads... read, comment on and write blogs... sports equipment eating out and entertainment...”

Most are employed in white-collar managerial or professional occupations and most household incomes are above the national average. A number may have built up savings and investments although at this stage in their lives this might be limited by outgoings, mortgage payments and other borrowing. Leisure interests amongst these families could include golf, computers, football, fashion and films.

A high proportion own modern technology, DAB radio, games consoles, and portable audio. Ownership of smartphones, iPads and tablet devices is higher than average. Paid for content and apps for these devices tends to focus on music and multi-media, with a wider range of free apps being downloaded to phones.

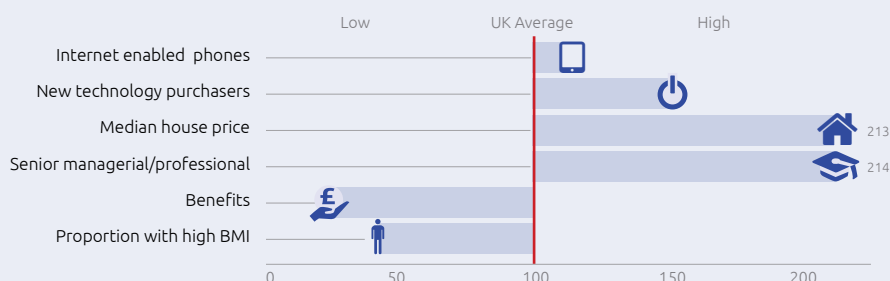
Long established and frequent users of the internet, they will research and purchase a variety of goods online. These families might well research topics online including, financial products, household utilities, sports equipment, eating out and entertainment.

Amongst this type are some people more likely to regularly read, comment on and write blogs, read magazines and manage their finances. The teenage children in these families are particularly likely to use the internet for their school or university work.

While broadly comfortable with traditional forms of advertising and direct marketing they are markedly less accepting of marketing by telephone, SMS or online channels.

Type 7

# Affluent professionals



These are usually located centrally in towns and in the outer areas of large cities. These are streets combining a high proportion of higher priced flats and apartments set amongst larger houses. However there are rural pockets of affluent professionals in the national parks and in coastal locations in a mix of residents, holiday lets and second homes.

The residents tend to be well educated with professional or managerial occupations including a high level of company directors. Most incomes will be comfortably above average with people being perhaps three times more likely than average to be paying higher rate tax.

Some will have built up above average savings and have investments of some form, often shares or a shares ISA. A higher proportion than normal will have life cover and pension policies.

These people tend to receive more direct marketing than average and are significantly more responsive than average to a range of media channels, with the exception of TV and telephone, which they tend to feel is an unacceptable style of marketing.

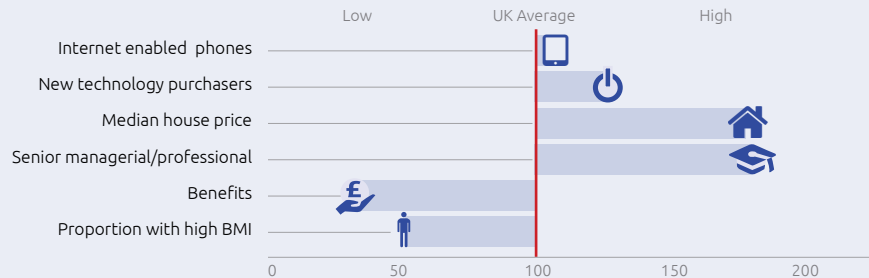
Social networking may be more business focused than personal activity for these people. Mobile phones, iPads and other tablet devices are used to access a varied range of content. This might be of a practical nature - financial planning, travel, weather, news, or for leisure - shopping, lifestyle, sport, or gambling.

“Higher priced apartments set amongst larger houses... professional or managerial... paying higher rate tax... internet generation... social networking may be business focused...”

These areas are home to the affluent internet generation. Online these people will relatively frequently order groceries, research products, manage their finances and read news and magazines, while also occasionally downloading podcasts and movies. A few will write their own, or follow somebody else’s blog.

Type 8

# Prosperous suburban families



These older families and empty nesters will typically live in streets of larger semi-detached or detached houses. Although often not the most expensive housing locally, these properties are valued much higher than the average across the country.

A good number are in professional or managerial jobs with salaries well above the national average. A number might be self-employed and there might be a higher than usual proportion of families where somebody has a part-time job.

**“Older families and empty nesters... professional or managerial jobs... high disposable income... mix of savings plans, unit trusts and ISAs... keep up with current affairs through the internet...”**

These families are financially secure. A high proportion will have paid off the mortgage on their home and the remainder will have a relatively short term left on their mortgage. They may have a mix of savings plans, unit trusts and ISAs. Some will have investments in stocks and shares and National Savings.

They tend to protect their future with insurance policies and pension plans and will actively monitor their finances by reading the financial pages of their newspapers. The combination of high salaries and low spend on housing gives them a relatively high disposable income.

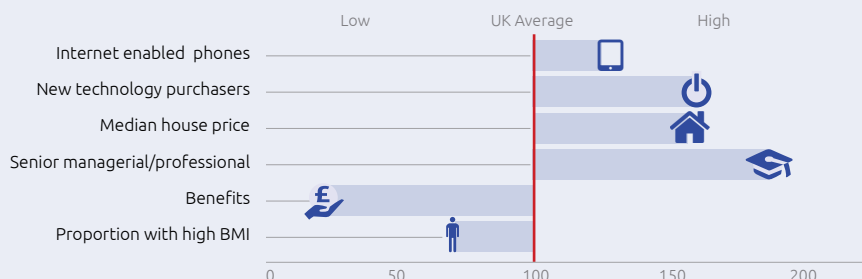
While they are more likely to own a smart phone they will use these extensively less than the average person, typically for email, exchanging photos, and practical content such as weather or travel. It is less likely that they will have downloaded apps to their phone.

Most will have been users of the internet for many years and will typically go online many times each week. These families may keep up with current affairs through the internet through news sites and discussion forums. However they are less likely to visit social networking sites. Typical online shopping might be buying theatre or cinema tickets, buying flowers, researching travel, and buying groceries.

These families are more likely than average to respond to all marketing channels, while less likely than average to welcome marketing from the financial sector or supermarkets.

Type 9

# Well-off edge of towners



These are wealthy couples with school age children or whose children have left home. Employment is largely in senior managerial and professional occupations. Often both adults in the household are working. They typically live in larger detached houses that are more expensive than other property in the neighbourhood. A number might own a second home, either in the UK or abroad. Car ownership is high. These neighbourhoods tend to be new-build estates on the outskirts of towns and cities.

“Larger detached houses... school age children... outskirts of towns and cities... online shopping... golf, exercise, wine, eating out, cinema or theatre...”

The majority of household incomes are likely to be significantly higher than the national average and these families may have built up savings accounts and investments in unit trusts, bonds or shares.

While more likely to feel some marketing channels are acceptable, they tend to be less accepting of text and telephone marketing. They are less likely to respond to these, or to door drops and direct mail.

These people are more likely to use their mobile phones for practical rather than lifestyle or entertainment purposes, while those with iPads might utilise a wider variety of apps and content.

Few will have paid-for apps on their mobile phone. In general they use the functionality slightly less than average.

Online shopping is fairly popular across all kinds of goods although they may prefer the personal approach to buying items such as furniture or cosmetics. However fewer people will use the internet as a tool to research their purchases.

They might shop at department stores and mass-market retailers such as Gap, Dorothy Perkins, Body Shop and Clarks.

Leisure interests popular amongst this type include golf, exercise, wine, eating out, cinema or theatre.

Group C

# Mature Money

- Type 10: Better-off villagers
- Type 11: Settled suburbia, older people
- Type 12: Retired and empty nesters
- Type 13: Upmarket downsizers



These people tend to be older empty nesters and retired couples. Many live in rural towns and villages, others live in the suburbs of larger towns. They are prosperous and live in larger detached or semi-detached houses or bungalows. Many have two cars, others may have down-sized to live in good quality apartments. Some will own second homes.

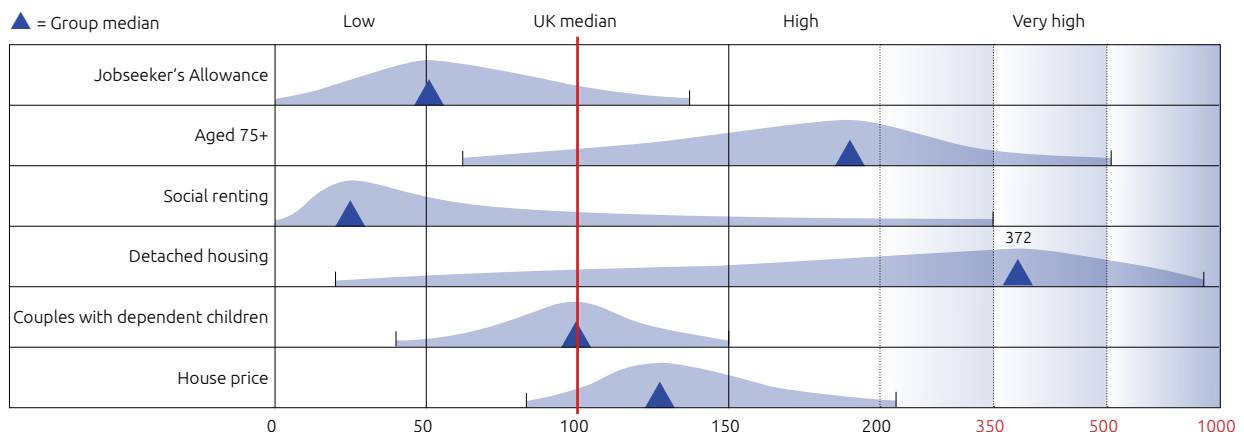
These are high income households and even those that have retired have good incomes. Employment is typically in managerial and professional roles. A good number own their homes outright and with many having no mortgage to pay are able to invest their money in a wide range of financial products.

While some might have a DAB radio these people do not generally favour new technology and are less likely than average to have a smartphone or tablet PC. Some may prefer free digital TV services to Sky or cable options.

In their leisure time they enjoy gardening, walking, photography or golf. They appreciate good food and wine and will go on regular holidays. They often shop at Waitrose, Marks & Spencer and John Lewis and may well read the Daily Telegraph, the Times, the Mail and the Daily Express.

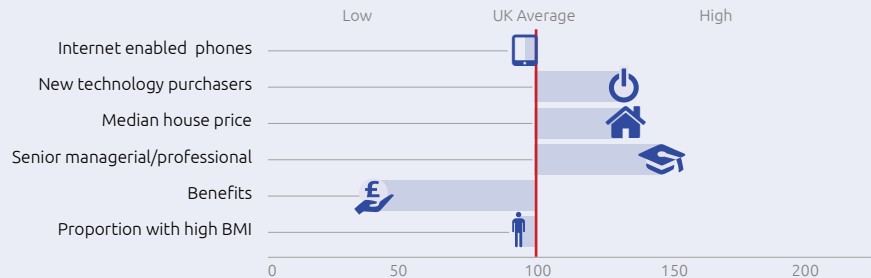
These older, affluent people have the money and the time to enjoy life.

Spread of Group C population relative to the national median



Type 10

# Better-off villagers



These older couples and families live in the larger more expensive, housing found in villages and the edges of small towns. This will include a fair number of old traditional properties.

“Villages and the edges of small towns ... older couples and families... paid off mortgage... may actively manage their investments... occasional users of the internet ... leisure pursuits such as wildlife, walking, and photography...”

A fair number are well-qualified and have professional or managerial jobs, or did so before they retired. Around one in seven is a company director. Incomes are above average and a fair proportion of people are higher rate taxpayers.

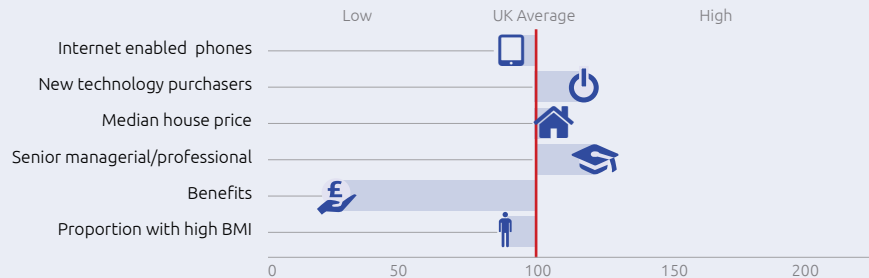
Many will have paid off their mortgage and have built up good savings and investments in some mix of bonds, shares, unit trusts and ISAs. They may actively manage and switch their investments. A higher than average proportion will have personal pensions. A number might spend quite freely and frequently on their credit cards.

Occasional rather than regular users of the internet, these people might shop online but not extensively. In addition to an interest in countryside leisure pursuits such as wildlife, walking and photography, some will also enjoy wine and good food.

They might tend to shop at department stores such as John Lewis and House of Fraser and may show some preference for retailers such as Waitrose, Gap, Body Shop and Clarks.

Type 11

# Settled suburbia, older people



A large proportion of the residents in these streets are pensioners, most of them owning small one or two bedroom flats. These may be coastal retirement flats, purpose-built up market flats, sometimes built exclusively for the elderly.

“Pensioners and older people... downsized... small flats... good educational qualifications... financially astute... pension income is higher than average... do not use new technology...”

These people tend to have good educational qualifications and worked in professional or managerial occupations so while their pension income is not high compared to those in employment, their pension income is higher than average.

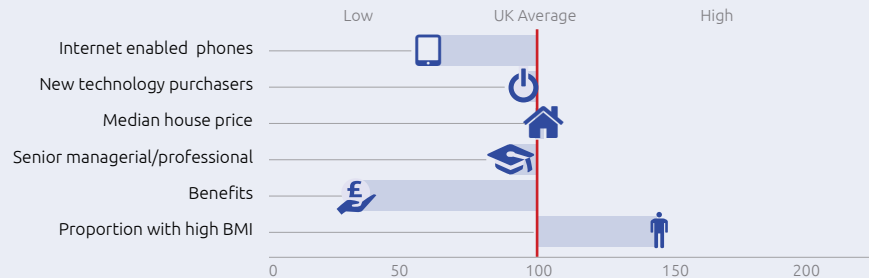
Often financially astute and having downsized their property, they might have a mix of savings and investments. Ownership of unit trusts, national savings, is usually above average.

There is a mix of people who use the internet quite frequently and others who rarely go online. A few might own iPads but generally these people do not make extensive use of new technology.

Readership of the Times and the Telegraph is much higher than average. They shop at department stores such as Debenhams and Marks & Spencer and established high street names such as WH Smith and Clarks. Many favour shopping at Sainsbury's.

## Type 12

## Retired and empty nesters



These streets are typically dominated by older people, with the majority of the population usually aged over 55. Approaching half of the households might be retired, mostly supported by private pensions. Many will have settled here for a number of years, although there is still a relatively active housing market as newcomers retire to these areas.

It is more usual that, prior to retirement, many will have had senior managerial or professional occupations. Those still in work might have incomes a good deal higher than the average while the retired might have a pension income below the average UK worker's income.

The majority own their detached houses or bungalows outright and a few will own a second home. Quite a high proportion will own shares, bonds, invest in unit trusts, and have built up reserves in savings accounts, cash ISAs and National Savings. They are more likely than average to read the financial pages to monitor their savings.

Borrowing is unlikely to be part of their financial arrangements. They have the spending power to use credit cards freely while tending to repay the full amount regularly. Mostly they will be well covered by insurance.

Most of them see no need for their phone to access the internet. Given the proportion of these streets that are in country areas where cable TV is not available, Sky dishes are under-represented, with more preferring Freeview and similar set-top boxes.

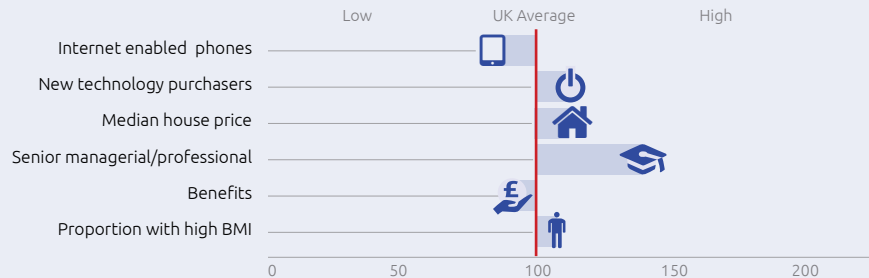
Less likely than average to use the internet, and less frequently when they do, these people are not particularly keen on online shopping. They tend to prefer traditional shops for buying books, music and DVD's. They may also prefer department stores to high street retail brands.

**“Aged over 55... incomes higher than average... detached houses or bungalows... savings accounts, cash ISAs and National Savings... spending power... prefer traditional shops... gardening, wildlife, or arts and crafts...”**

They prefer the physical touch of a paper to reading the news online and might read the Express, the Telegraph, or the Mail. Leisure time might involve gardening, wildlife, or arts and crafts.

Type 13

# Upmarket downsizers



A significant number of these small flats are owned by pensioners with younger professionals and managers usually owning the rest of the housing.

These upmarket flats are valued above the national average house price and typically occur in coastal resorts, other areas to which folk often retire, and recent purpose-built developments of homes for older people. Most of these flats are owner occupied but there are also some who are renting.

“Upmarket flats ... pensioners... pensions and annuities provide good incomes... subscribe to magazines ...wine, antiques, cultural events, walking and photography...”

Prior to retirement the pensioners were often professionals and managers, many achieving good educational qualifications in an era when fewer people went to university. Their pensions and annuities provide good incomes, often above the national average.

The proportion of people with savings, stock and shares, ISAs and other investments is well above the national average. Many may actively manage their money, switching accounts and investment products. Across this type perhaps one in ten people will own a second property, either in the UK or abroad.

While not avid users of new technology a number will own iPads or other tablet devices. While many do not use the internet there are also a similar number who are very active online.

Some typical interests of these people might be wine, antiques, cultural events, walking and photography. Many read the broadsheets and subscribe to magazines.

Generally their shopping tends towards Boots, John Lewis, Marks & Spencer, Dorothy Perkins or Monsoon, and their eating habits healthy, but the husband may occasionally sneak out to Greggs.

Category 2

# Rising Prosperity

D City Sophisticates

E Career Climbers



Category 2

# Rising Prosperity

- D City Sophisticates
- E Career Climbers



These are generally younger, well educated, and mostly prosperous people living in our major towns and cities. Most are singles or couples, some yet to start a family, others with younger children. Often these are highly educated younger professionals moving up the career ladder.

Most live in converted or modern flats, with a significant proportion of these being recently built executive city flats. Some will live in terraced town houses. While some are buying their home, occasionally through some form of shared equity scheme, others will be renting.

While many have good incomes not all might yet have had time to convert these into substantial savings or investments. They are likely to be financially confident, managing their money and choosing the provider of their financial, or other, services.

They are the internet generation, 'early adopters' most likely to use smart phones and frequently use the internet and new technology.

These people have a cosmopolitan outlook and enjoy their urban lifestyle. They like to eat out in restaurants, go to the theatre and cinema and make the most of the culture and nightlife of the big city.



Group D

# City Sophisticates

- Type 14: Townhouse cosmopolitans
- Type 15: Younger professionals in smaller flats
- Type 16: Metropolitan professionals
- Type 17: Socialising young renters



These affluent younger people generally own flats in major towns and cities. Most of these are purpose built apartments although there is also a significant number that have been converted from older terraced town houses. These flats are over twice the cost of the average UK house and more expensive than the average property in these more expensive urban locations. The majority are buying their flats with perhaps a third renting from a private landlord.

Single people and couples without children form the majority of people in these areas. Many are graduates and white collar occupations tend to predominate, including senior managerial and professional jobs. Perhaps one in five might be a company director. While not all are highly paid, incomes are above the national average and a good number pay higher rates of tax.

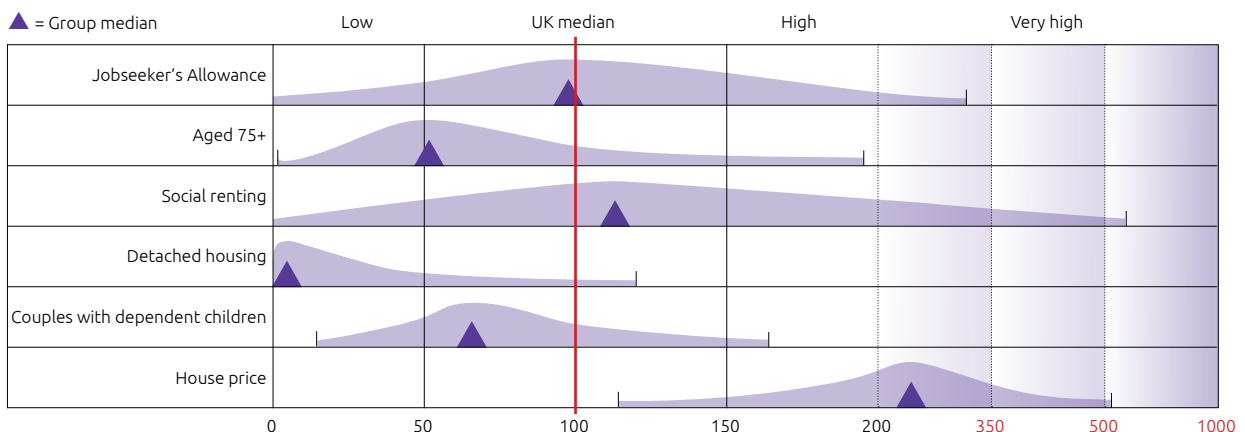
Many of these people are financially aware, reading the financial pages, switching accounts, carrying out financial transactions online and with multiple cards

and accounts. A number will have built up significant saving accounts or investments in shares. Although incomes are relatively high some of these people will be utilising their overdraft facility or making the minimum repayment on their credit cards.

Ownership of iPhones, iPads and other smartphone and tablet devices is double the national average. Generally these people access the internet quite frequently, to keep up with current affairs, shop, download music or films, to watch TV channels and the like.

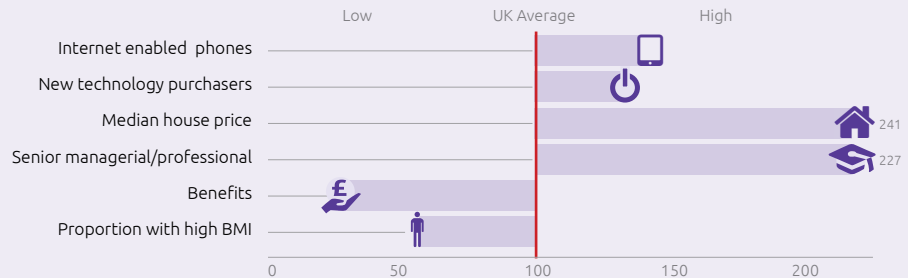
These people enjoy the lifestyle that comes with living in larger cities where there are lots of people and opportunities to socialise & spend.

Spread of Group D population relative to the national median



Type 14

# Townhouse cosmopolitans



These are people living in expensive terraced properties, or renting converted flats in these old buildings. Terraced housing will be in the majority in over three-quarters of these streets. There may be a mix of age groups with younger emphasis. Older people may choose to downsize or move out of town rather than stay here once they have retired.

These streets tend to have a high proportion of well-qualified people. Nearly everyone will earn more than the national average, many a good deal more. The proportion paying higher rates of tax is well over three times the average. This is due to the many white-collar occupations and high proportions of managers and professionals, and in part due to the fact that these people frequently live in urban settings, often major cities. A fair proportion of this type will be company directors.

Generally financially aware people they might have a range of investments in shares, bonds, ISA's or unit trusts that they manage and switch quite actively. A good proportion will have significant savings accounts in addition to their investments. The financial products they are less likely to have include loans and life cover.

A good number of these people might have paid off their mortgage and their houses will be a significant asset. Around 95% of these houses are valued at over £350,000 and a quarter might cost over £1 million.

In addition to this there will be a number of these people who own second homes abroad or in the UK. They may use a gym and take more active outdoor holidays, including in the winter. Typical interests might include the theatre, art, photography, food, music and film.

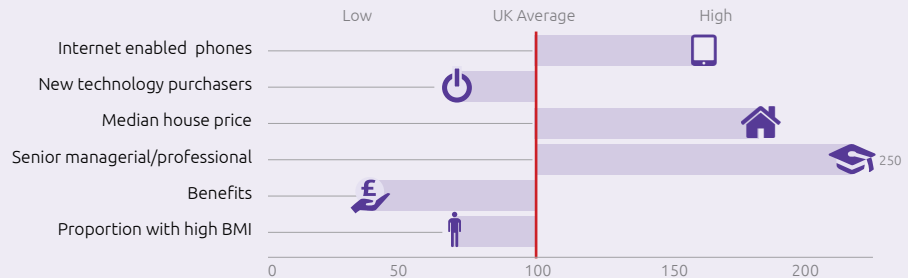
“Expensive terraced properties... renting converted flats... urban settings... well-qualified... higher rates of tax... range of investments... gym and active outdoor holidays... smart phones and tablet computers...”

A higher than average proportion will own smart phones and tablet computers. They might also favour newer technology such as DAB radios. These people are comfortable online and fairly frequent internet users who tend to be happy to bank online or by phone. They will read broadsheet newspapers, often online.

Less likely to be swayed by phone, TV or radio advertising these people dislike receiving advertising on their mobile phone.

Type 15

# Younger professionals in smaller flats



These expensive small flats are occupied by younger professional singles and couples, tenure being split equally between ownership and renting. Around a quarter of these flats have been built recently and are more usually found in urban locations, particularly London. While these properties cost double the average house price nationally their price is only a little above the median for their location. Shared equity ownership is relatively high.

These are young areas with a high proportion of people aged under 35 years. In addition to singles and couples there will be households with pre-school children. There may be a high turnover of people in these streets, partly due to the renting and partly because people may move to larger accommodation as their fast-moving career, and family, develops.

The majority of people will have a degree and most work in white collar professional and managerial occupations. Their incomes are high, typically double the national average or higher. Many may have savings and investments in stocks and shares, ISAs and similar. They tend to spend freely using their credit cards and some might occasionally require the overdraft facility on their current account. Some might still have debt from student loans.

They actively manage their financial affairs and are some of the people most likely to switch accounts and investments, which are often actively researched on the internet. Other purchases will also be researched prior to purchase online, in particular musical or sports equipment, furniture and electrical goods and local government services. Other frequent

online purchases are cinema or theatre tickets, cosmetics, flowers, hotels and holidays. Many will read their newspapers and magazines online.

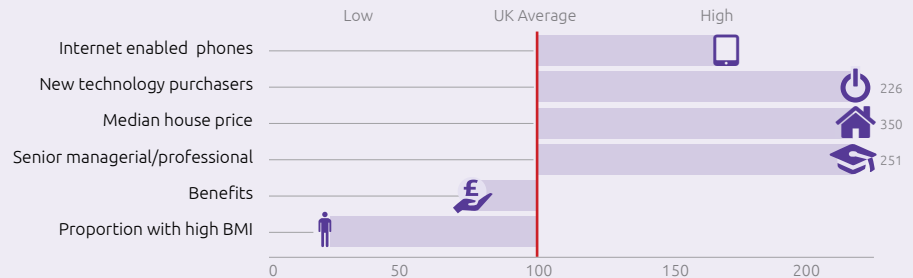
“Small flats...younger professional singles and couples... degrees... high incomes... likely to switch accounts and investments... mobile phones important... practical use of social media...”

Mobile phones will be important to these people’s activity. The number who will respond to advertising, or enter competitions is higher than average. They will plan travel, book tickets, locate shops and share content using their phone. Phones and apps will also be used to access content relating to their travel, lifestyle, and financial activity and to receive news, sports and other entertainment. These people are significantly more likely than average to download paid for apps to their phone or tablet devices.

There tends to be a stronger prevalence to use social media to make business contacts or find a job than to follow celebrities.

## Type 16

## Metropolitan professionals



These tend to be younger professional people in their twenties and thirties, with relatively few people aged over 45. Often they live in London where their flats might cost over half a million pounds. A significant proportion of these are converted flats in pre-1920 buildings. While there is a higher level of private renting than average the majority of people are buying their flat with a mortgage, in some cases using some form of shared ownership.

“Young professional people... converted flats... professional and managerial... good incomes... iPads, games consoles and portable media players... enjoy travel, music and film... social lifestyle...”

Generally these singles and couples will be graduates and work in professional and managerial occupations. Up to a quarter of these people might be company directors. Many incomes are well above the national average, although less dramatically above the London average.

While generally financially aware, with many having multiple bank accounts and credit cards, the proportion making the minimum repayment on their card is much higher than average. They are likely to be active switchers of cards and accounts. Many will have some savings and are twice as likely as average to invest in stocks and shares.

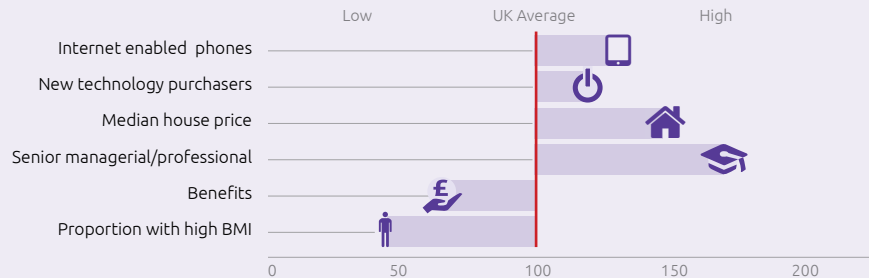
A high proportion will own smartphones with two to three times the average propensity to own a Blackberry or iPhone. These people tend to enjoy new technology. Ownership of tablet computers, iPads, games consoles and portable media players is above average.

These people form the internet generation, over a third of them might spend over 3 hours a day online. Offline many might enjoy travel, music and film in addition to their regular social lifestyle

Most might have recently shopped at upmarket shops such as Marks & Spencer, Waitrose and John Lewis.

Type 17

# Socialising young renters



These young singles and sharers are at early stages of their careers, living active urban social lifestyles in cities and towns. Perhaps half will be buying flats while the remainder are renting flats, privately or sometimes from a social housing provider. A particularly high proportion of flats have been converted from houses, and there will be significantly higher than average level of rented property on the register of Houses in Multiple Occupation.

Because of the urban setting the owner occupied flats will cost more than the price of an average house. While having degrees and executive jobs possibly directorships, their incomes will not generally be a corresponding amount above the average income. Most do not have a car.

These people are more likely than most to consider switching financial products. A good number may have taken out a new credit card in the past year. Spending on cards is not typically high but a number will only pay the minimum balance each month. Some will be using the overdraft facility on their current accounts and some will be having difficulties with debt repayments.

Twice as likely as average to own iPads and iPhones, most will own a laptop and a smartphone. They are more likely to have downloaded free and paid for apps to their phone, which they might use to access financial information, lifestyle, entertainment, maps and travel content.

They are more likely than average to use their phone to locate shops and restaurants, access content

with a QR scanner, use GPS, download music, and watch video. Some will regularly vote in celebrity TV competitions using their phone. Their sociability extends to the internet. They will share content, read blogs, and visit online dating sites.

“Converted flats... young singles and sharers... early stages of careers... switching financial products... share content, read blogs... out with friends... cinema or a club... living a young social lifestyle...”

It is extremely unlikely any of these young people will not have gone online in the past week. They will manage their finances online, plan their travel online, access current affairs and read newspapers and magazines online and order pizza online.

Social networking sites are used to establish business contacts more than to follow celebrities and while some might become a fan of a brand most tend to use social media less than average. Instead these people will be out with their friends, having a meal, going to the cinema or a club, generally living a young social lifestyle.

Group E

# Career Climbers

- Type 18: Career driven young families
- Type 19: First time buyers in small, modern homes
- Type 20: Mixed metropolitan areas



These are younger people, singles, couples and families with young children. They live in flats, apartments and smaller houses, which they are sometimes renting and often buying with a mortgage, occasionally using a shared equity scheme. Usually these are in urban locations, frequently in London and large towns and cities across the country where the flats cost more than the national average price of a house.

Overall they tend to have higher educational qualifications than average and incomes reflecting the urban locations, are well above average. A good proportion will be in white-collar occupations including both managerial and professional roles, some paying higher rate tax.

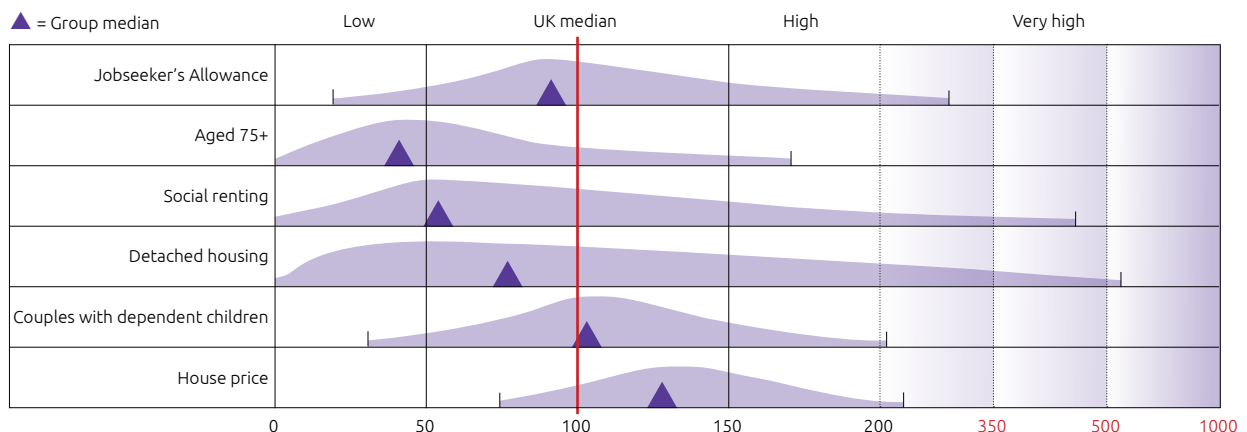
Although they are more likely than average to have some savings, investments and pensions, others are more likely to have loans, perhaps the residue of student borrowing and to have mortgage repayments.

As a result the good jobs may not always reflect high disposable income and a few may even be having some difficulties with debt. The Career Climbers are more likely than many to switch provider of all forms of financial services.

Generally these people are confident users of new technology and frequent users of the internet. Ownership of smartphones, media players, tablet PC's and games consoles are likely to be above average.

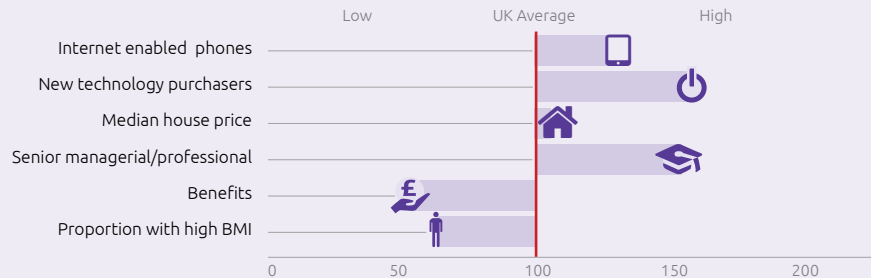
They use the web to research purchases, read newspapers, buy and download music. They prefer marketing communications by email and dislike commercial contact on their phones, which are for social use.

Spread of Group E population relative to the national median



Type 18

# Career driven young families



These are family areas where younger couples and families with children live in smaller detached or semi-detached houses. Generally these are relatively modern estates and a sizeable proportion will have been built in the past decade.

Most are buying their home with a mortgage, with a few using shared equity schemes. Typically these mortgages have many years before they are paid off. The houses are of average value for the locality. Incomes are more often above average with some 10% of these people paying higher rates of tax. Occupations tend to be white collar, professional or managerial. A high proportion of these people have degrees or A levels.

Ownership of portable media players, game consoles, DAB radio, digital camera's is above average. They tend to have a smartphone and some will have an iPad or other tablet computer. A higher than usual proportion of the houses may have Sky dishes.

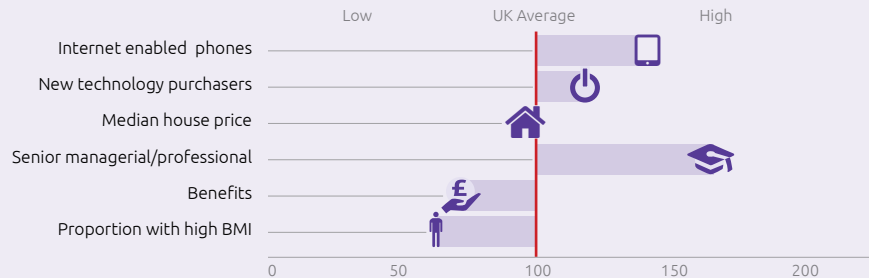
“Smaller detached or semi-detached houses... younger couples and families... mortgages... frequent internet users... download music and films...”

Being frequent internet users they tend to more likely to manage their finances online, use comparison sites, do their job search or read their newspaper online. They may also do their job search or read their newspaper online. They, or their children, may download music and films.

They find communication by all channels, in particular digital channels, acceptable although they believe they ignore posters, TV and radio advertising.

Type 19

# First time buyers in small, modern homes



Singles and couples in their twenties and thirties are typical of these areas. They will own or rent the small flats that form the majority of the housing. While some of these will be in old buildings most is of more recent construction with a high proportion having been built within the past decade. While modern the housing tends to offer relatively small space.

“Young singles and couples... renting small flats... cheaper accommodation... white-collar... above average incomes... debt or student loans... wide use of the internet... eating on the go and coffee shops...”

There will be a high turnover of residents amongst the tenants renting and the residents buying in these streets. These are areas where accommodation is cheaper than elsewhere in the vicinity and designed for people on the first steps of the property ladder.

Many of these people have professional or white-collar careers and their incomes are above average. However few will have built up savings or investments and may well have some debts and possibly still be paying off student loans. They spend relatively highly on their credit cards although one in five may have been refused credit in the past.

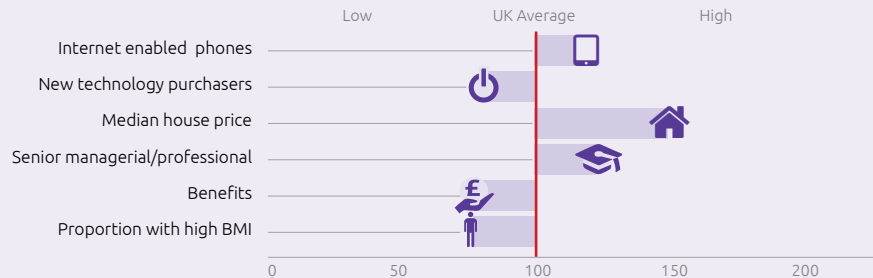
These people are comfortable using the internet in all aspects of their lives, banking, shopping, gambling and gaming.

High street fashion retailers such as Gap, Republic, Warehouse, Oasis, Accessorize and La Senza, will be favoured by these young shoppers. Eating on the go and coffee shops may also feature in their day to day activities.

Music, film and style magazines might find an audience amongst these people. They may also read 'liberal' broadsheets be specific and go online for their news and current affairs.

Type 20

# Mixed metropolitan areas



These mixed streets feature more flats and terraced housing. Usually owner occupied the housing is priced above the national median price, typically 50% higher. Accommodation is a mix of smaller one or two bedroom properties and larger housing, perhaps shared by a number of adults. Overall these are moderately stable areas with many people having lived here for a number of years.

Few elderly people live in these streets. These people tend to be younger and in professional or managerial employment. While there are more single or separated people than average some couples will have started to raise a family.

These neighbourhoods might sometimes be likened to buffer zones between areas of contrasting affluence or desirability. People may aspire to better housing but, for a variety of reasons, cannot afford it.

Overall incomes are above average but not significantly so and affluence may be mixed. While those early in their professional career might have good incomes and some of those renting might have built up savings or investments with a view to purchasing a house in the future there may be some others claiming Jobseeker’s Allowance.

Some might have been refused credit in the past. A higher than usual proportion of people will have some debts and may be having some difficulty with debt repayments.

“Flats and terraced housing... stable areas... few elderly people... average incomes... professional and managerial... some debts... buffer zones between areas of contrasting affluence or desirability...”

The younger age profile is reflected in the leisure and shopping habits of the people in these streets. Clothing may be purchased from a variety of places, from modern fashion retailers such as Hollister and Forever 21, to JD Sports, H&M, and Primark. Some will frequent retailers such as Nando’s, Starbucks, or Costa, and purchase technology from the local Apple store.



Category 3

# Comfortable Communities

- F Countryside Communities
- G Successful Suburbs
- H Steady Neighbourhoods
- I Comfortable Seniors
- J Starting Out



Category 3

# Comfortable Communities

- F Countryside Communities
- G Successful Suburbs
- H Steady Neighbourhoods
- I Comfortable Seniors
- J Starting Out



This category contains much of middle-of-the-road Britain, whether in the suburbs, smaller towns or the countryside.

All lifestyles are represented in this category. Many areas have mostly stable families and empty nesters, especially in suburban or semi-rural locations. There are also comfortably off pensioners, living in retirement areas around the coast or in the countryside and sometimes younger couples just starting out on their lives together.

Generally people own their own home. Most houses are semi-detached or detached, overall of average value for the region. Incomes overall are average, some will earn more, the younger people a bit less than average. Those better established might have built up a degree of savings or investments.

Employment is in a mix of professional and managerial, clerical and skilled occupations. Educational qualifications tend to be in line with the national average.

Most people are comfortably off. They may not be very wealthy, but they have few major financial worries.



Group F

# Countryside Communities

- Type 21: Farms and cottages
- Type 22: Larger families in rural areas
- Type 23: Owner occupiers in small towns and villages



These are areas of the lowest population densities in the country, ranging from remote farming areas to smaller villages and housing on the outskirts of smaller towns.

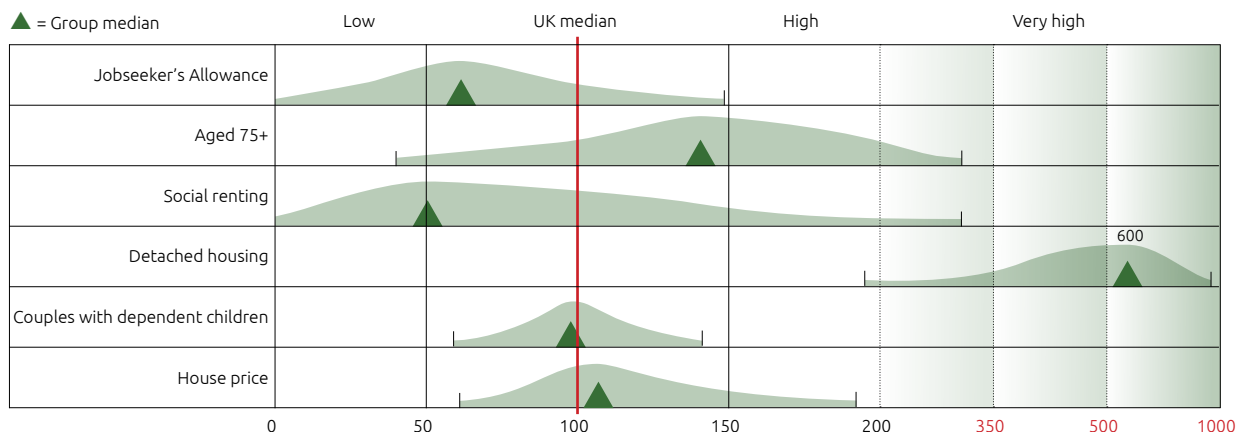
Housing is typically owner occupied, detached or semi-detached however there will be some renting and tied property. Up to a third of the homes will be a named property rather than street number, terms such as cottage or farm will often feature in these names.

While there is a fair amount of agricultural employment there are also many other skilled occupations and some professional people. These might be stable areas with much lower turnover of home ownership than usual.

Overall the mix of people is older than the average. Although incomes might be lower than the national average some families will have built up savings and investments and be in a better financial position than many in urban areas.

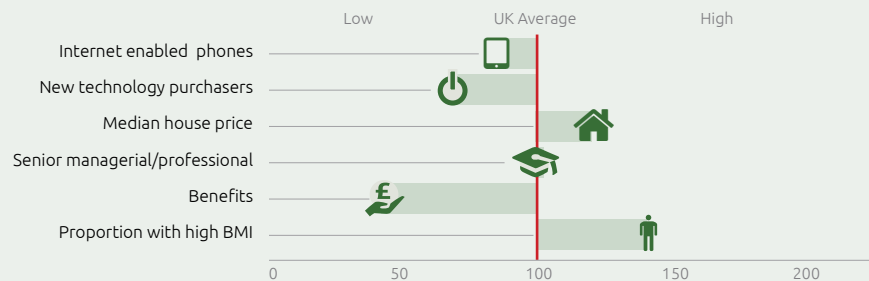
Leisure interests will tend to reflect the opportunities offered by the relatively rural locations, walking, wildlife, photography, gardening and food.

Spread of Group F population relative to the national median



Type 21

# Farms and cottages



These are rural communities in which there is a significant amount of farming. However agricultural employment may still be the minority with perhaps one in eight working on farms. Due to their remoteness the majority of homes may be heated using oil or coal. The population has an older age profile with an above average proportion of both empty nesters and retirees.

“Farms and cottages... savings...pension schemes... may never have used social media...like traditional retailers... shops less readily available where they live... gardening, bird watching, walking, photography...”

Three quarters of their homes are likely to have a name rather than a numbered address, with ‘farm’ and ‘cottage’ occurring with equal frequency. The majority of housing is likely to be detached and of a good size, with a high proportion owned outright, although some will be rented or tied. Many homes may have been built over a century ago.

Household incomes tend to be higher than average with some paying higher rates of tax. A number are company owners or directors. More of this type than usual will have good savings, pension schemes and investments in stocks shares and bonds. They spend relatively frequently using their credit cards.

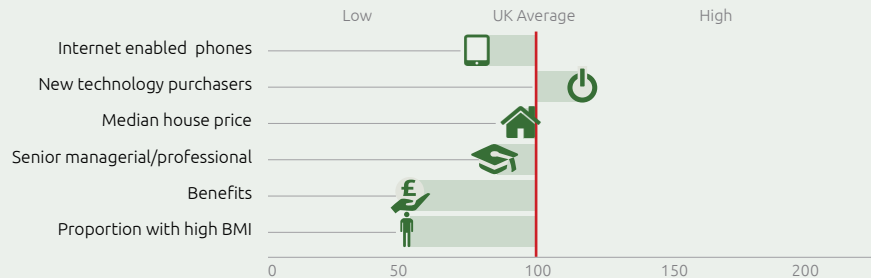
Modern technology lifestyles are not for these people. More than the average proportion of these people will have never accessed a social media web site. Similarly fewer than average will download any form of apps, free or paid for, to their mobile phone. They are much less likely to have an iPad or other tablet device. They will go online, sometimes as much as a couple of times a week, but this is usually for practical purposes.

They will manage their bank accounts and other finances, purchase wine, cosmetics and other goods since shopping opportunities are less readily available where they live. Music and film may be less likely to be bought online than in traditional retailers such as Waterstones.

Leisure interests often enjoyed by some of these people might include gardening, bird watching, walking, photography, and antiques. They might subscribe to magazines on topics such as cookery, homes and gardening.

Type 22

# Larger families in rural areas



These older families typically live in large detached houses or bungalows in more sparsely populated areas. Some of these homes will be recently built rural developments. They own their homes, or are buying with a mortgage. Most will heat their homes with oil or coal rather than electricity of mains gas. Typically these households will have two or more cars. A significant proportion of this type is found in Northern Ireland.

A higher than usual proportion will be self-employed or have their own business. Household incomes are often above average. People are more likely to have two or more bank accounts and credit cards, and to spend reasonably heavily on these cards. Most will take care to have home and vehicle insurance, life cover and life assurance policies. They tend to have a fair amount of savings, ISAs and a range of investments. A number of these families may own a second home abroad or in the UK, possibly for renting out as holiday homes.

Use of social media is likely to be much lower than average, with more people never using, or only infrequently using, such sites. The few who do use social media may however be fairly keen users of the functionality.

Similarly they are also less likely than average to use any but the basic functions of their mobile phone. They are less likely to own a smartphone and the vast majority will never have downloaded an app to their mobile phone.

However, given their often remote rural location, many will find it convenient to bank online, read newspapers, and to interact with their local council web site. A number may be active on eBay and other auction sites.

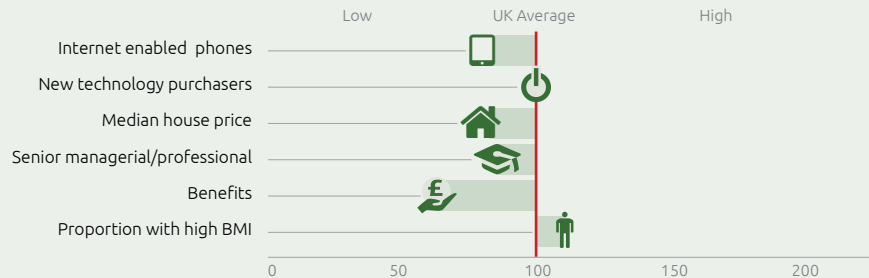
“Sparsely populated areas... large detached houses... some holiday homes... savings and investments... traditional communication channels... never downloaded an app to their phone...”

They will also buy gardening equipment, electrical goods, cosmetics, tickets, travel and holidays online. While they buy books online they also tend to favour traditional high street retailers such as WH Smith and Waterstones.

A consequence of this lack of love for new media is that direct marketing using traditional channels, mail and newspapers, is most likely to glean a good response – albeit more for home appliances and entertainment products.

Type 23

# Owner occupiers in small towns and villages



These are older and retired couples living in smaller detached and semi-detached housing developments in villages and small towns. For most their children will have grown up and left home.

“Older couples... children grown up and left home... skilled occupations... National Savings... own their homes outright... interests might include wildlife, eating out, photography, and cookery...”

Those still working are more likely to have skilled than professional occupations. Typical education levels might be O level and apprenticeships. Incomes are mixed, some households will be well above the UK average income while others may be a fair bit below the average.

In general these families will have built up a little more savings than the average. A number will have a National Savings product, and half might have ISAs and other investments. Homes are owned outright or being bought with a mortgage with only part of its term left to run.

Few of these people will access social media sites on a daily basis. They are more likely not to use social media at all. They are less likely to have a smartphone and less likely than average to use apps, download content, or use any other functionality of modern phones. They are also less frequent users of the internet being less likely to research or to buy goods online. They even use email less than average.

Shopping is more likely to be done at department stores and well-established high street names. Some might shop at Aldi, Lidl or the Co-operative.

Interests might include one or more of angling, wildlife, eating out, photography, or cookery. Some might read celebrity, motor or food magazines.

Group G

# Successful Suburbs

Type 24: Comfortably-off families in modern housing

Type 25: Larger family homes, multi-ethnic areas

Type 26: Semi-professional families, owner occupied neighbourhoods



This group comprises home-owning families living comfortably in stable areas in suburban and semi-rural locations. They mainly live in three or four bedroom detached and semi-detached homes of an average value for the locality.

Families might include young children, teenagers or even young adults who have not yet left home. These areas will also include some empty nesters. Within this group, there are also some neighbourhoods with high numbers of comfortably off families of Asian origin.

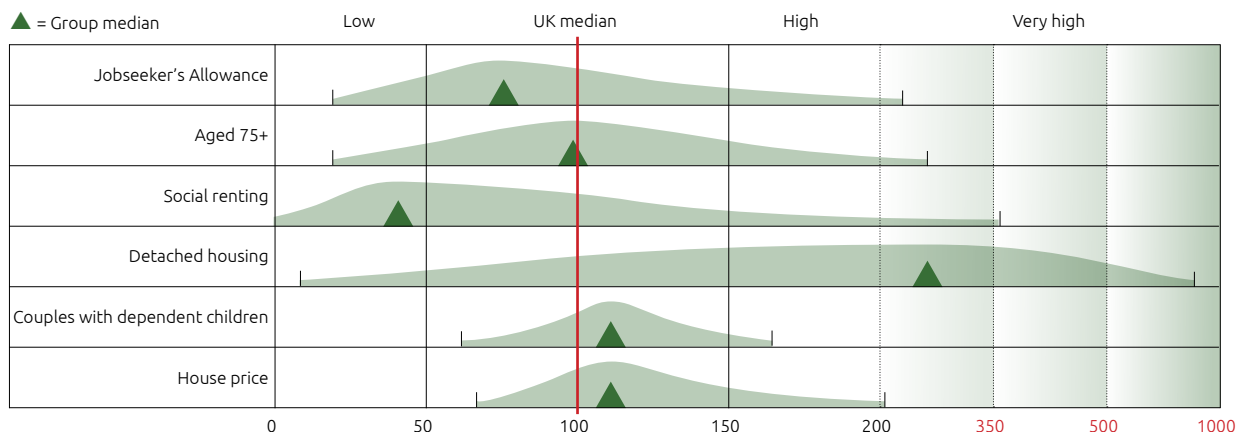
Incomes are at least of average levels and many earn well above the national average. Many have A level or higher qualifications. People are employed in a range of occupations, including middle management and clerical roles. There also a number of shop workers and skilled manual workers.

Most people in this group have some savings and would consider themselves financially prudent. The more affluent will have good company cars and will have built up somewhat greater levels of savings and investments. Many will have pensions through their employer and others will have private pensions.

These are occasional rather than heavy users of the internet although their phone is more likely to have internet capability than not. Generally they are less keen on marketing communications other than by email.

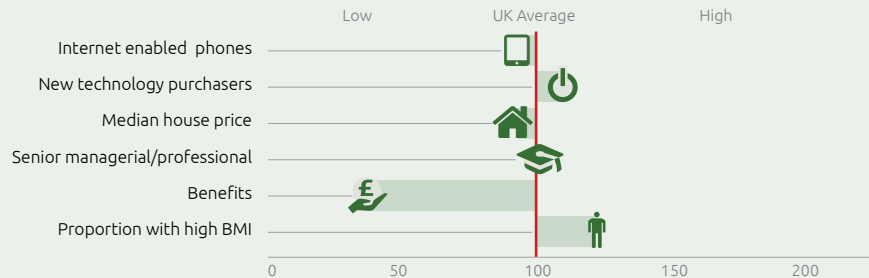
Leisure interests are varied with photography, computing, gardening, travel, and golf a little more popular than average. These are the stable suburban families that make up much of Middle Britain.

Spread of Group G population relative to the national median



Type 24

# Comfortably-off families in modern housing



Older families and empty nesters are the usual residents in these streets of modern three or four bedroom detached houses found in towns across the country. Some of the older families may have paid off their mortgage and own their, average priced, house. It is unlikely there will be much multiculturalism in these areas.

“Modern detached houses... three or four bedroom... average incomes... investments... might have built up sums in savings accounts... interests might include golf, gardening...”

Generally household incomes are a little above the national median with some of these families earning up to perhaps twice the median. There may be a wide mix of occupations ranging from skilled manual worker to professionals and white collar workers.

There may be the occasional company director. While some may have degrees it is more usual to find people’s education ended before degree level. Most will have one or more credit cards, which they will use frequently spending relatively freely.

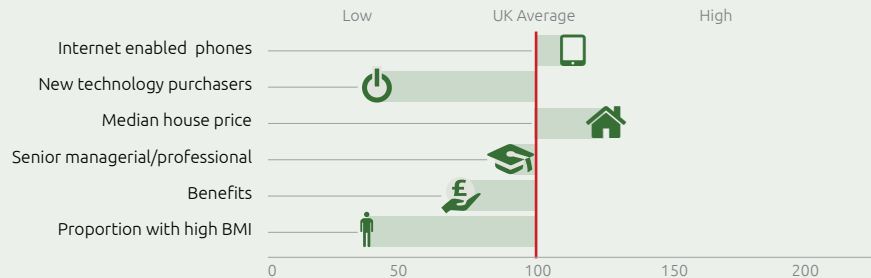
They pay for insurance cover to protect their homes and belongings and are more likely than average to have built up investments. These might be any combination of ISAs, shares, bonds or unit trusts. It is also likely that a good number might have built up sums in savings accounts.

Some may spend on technology, the occasional tablet or handheld computer, or portable media player, and packages offering the latest in TV. Most will have been online in the past week. Some might have done so regularly while others will only occasionally.

Typical interests might include golf, gardening, or travel. Papers such as the Daily Express or the Daily Mail might have good readership amongst this type.

Type 25

# Larger family homes, multi-ethnic areas



These are middle class neighbourhoods often found in suburban areas of larger towns and cities. Younger families living in larger semi-detached houses are typical of these streets. There may be the occasional couple in a civil partnership. Children will be from all age groups, pre-school, primary and secondary school.

Generally people have lived here for a while and the frequency of house sales is lower than average. There may be a significant multicultural population including families of South Asian origin, Hindu, Sikh and Muslim.

These are comfortably off families with average or good incomes. Few people in these streets seek any form of benefits. Some will be higher rate taxpayers. Occupations tend to be administrative, white collar or professional. A number might own their own business, some might be company directors. Qualifications to degree or A level are more usual.

Fewer people might have insurance cover than is usual for the levels of home ownership and income. Similarly fewer have pension provision than might be expected. Only average numbers invest in stocks, savings schemes, or tax efficient financial products. Some might own second properties.

A number of these families will have taken out loans and a few might be having some difficulties with repayment.

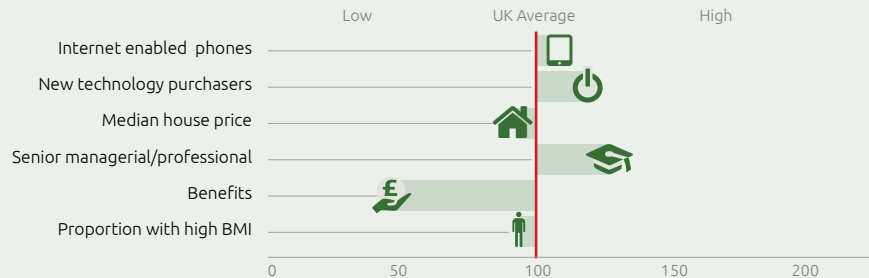
The proportion owning a smart phone is above average. internet use is fairly average with a few going online quite frequently, perhaps for games or to download films or music. While they may research purchases online fewer than average actually buy online.

“Stable middle class neighbourhoods... semi-detached... multicultural population... above average incomes... white-collar administrative occupations... unlikely to welcome direct marketing...”

Some will read their newspapers online. They might read the Financial Times, the Times, the Guardian or the Independent. These suburban families are less likely to welcome direct marketing, or to respond to it.

Type 26

# Semi-professional families, owner occupied neighbourhoods



Found in villages and on the edge of towns, these are streets of younger couples and families occupying average priced, often terraced, houses. A fair number of these addresses will be named rather than numbered houses and in villages they will be named cottages.

“Terraced houses...edge of towns... a broad mix of people... well educated... mortgages...practical use of the internet... prefer traditional channels...”

While more than average of these couples are well educated and in managerial occupations, these streets will contain a broad mix of people. Most have above average incomes with a few people paying higher rate tax.

They generally have modest savings and some investments. Relatively few will have loans or other borrowing but some might occasionally utilise the overdraft on their current account. Generally the property is being bought with a mortgage and in many cases mortgages have been repaid for more than 10 years.

With an eye on their future responsibilities some of these couples might have pensions and house, life and pet insurance policies. These families may seek value by switching provider of their financial products.

They are more likely to use the internet for practical rather than leisure purposes, banking, shopping, and researching products and less likely to be downloading films and music or playing games online.

They are less keen on communication by email and text preferring to be contacted by traditional channels of post or in person. They are more likely to shop in BHS rather than John Lewis, and in Next and Thorntons rather than Hollister or Hotel Chocolat.

Group H

# Steady Neighbourhoods

- Type 27: Suburban semis, conventional attitudes
- Type 28: Owner occupied terraces, average income
- Type 29: Established suburbs, older families



These home-owning families, often middle-aged, are living comfortably in suburban and urban locations. They mainly own older, lower priced, three bedroom terraced or semi-detached homes, which they may have occupied for many years. Families might include young children, teenagers or young adults who have not yet left home. These areas will also include some empty nesters.

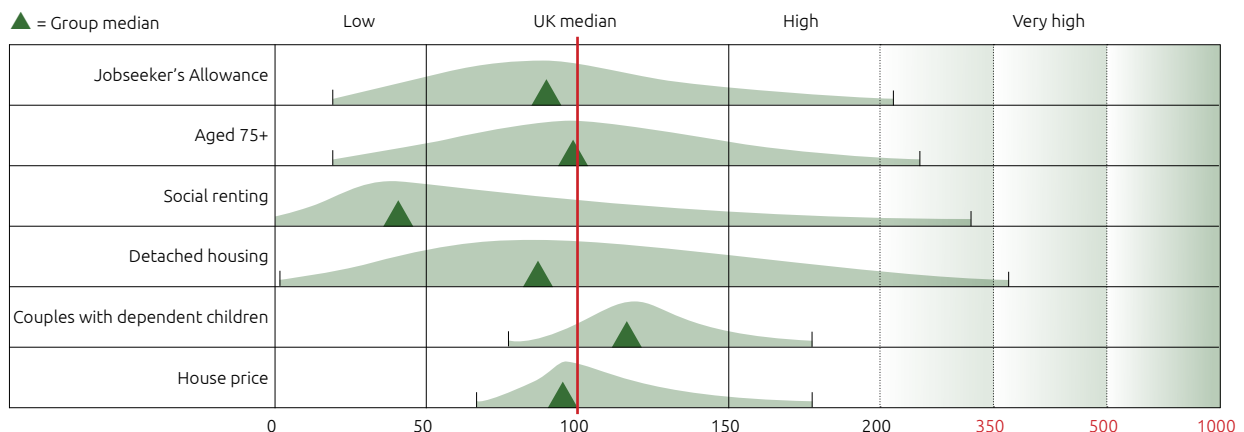
People typically have GCSE and A level qualifications although some have degrees. They tend to be employed in a range of middle management and clerical roles or as shop workers and semi-skilled manual workers and overall household incomes are around the national average.

Their spending and interaction with financial services broadly mirrors the national average. Most in this group have some small savings, an ISA and perhaps a few shares.

Although they do generally use the internet, few of these people will go online extensively on a regular basis. They are more likely to read the Daily Mirror, the Daily Express or the Daily Star than a broadsheet paper. Celebrity, travel, cooking and glossy women's magazines may be popular with some.

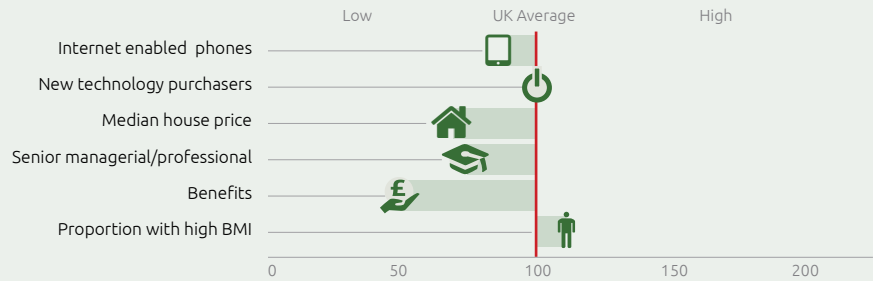
These working families form the bedrock of many towns across Britain.

Spread of Group H population relative to the national median



Type 27

# Suburban semis, conventional attitudes



These are stable middle class neighbourhoods where most people have lived for a significant time. There is likely to be an older age profile with a mix of older families, empty nester couples and some retirees.

Housing in these streets often comprises a high proportion of three bedroom semi-detached properties, either being bought with a mortgage or owned outright. Mostly this housing is valued below the UK average.

“Stable middle class... semi-detached... clerical, skilled manual... cautious in outlook... BHS, Poundland... might enjoy gardening, photography, travel and DIY...”

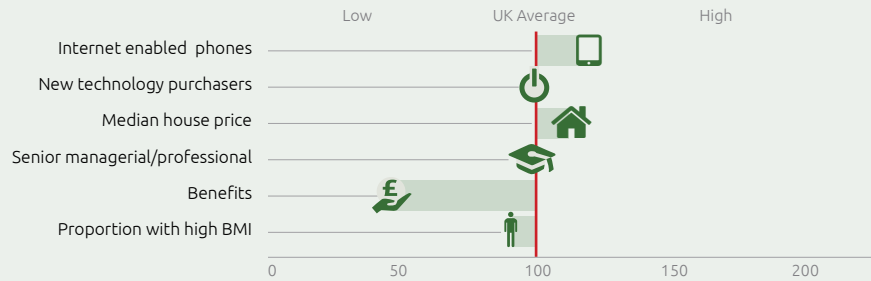
Incomes are around or a little below the national average. Typically occupations tend to be junior managerial, clerical and skilled manual in nature with O levels and apprenticeships the more frequent level of academic attainment.

These are not generally high spenders. They may be cautious in outlook, ensuring their house, car and property is insured and providing for the future with life policies and pensions. Their retail spending might be spread across stores such as Argos, BHS or Debenhams and sometimes Peacocks and Poundland.

While these people might well use the internet it is generally infrequently or for short periods. Although generally less responsive to all marketing channels, there is no especial dislike of marketing through any channel. They are much more likely to read the tabloid press rather than the broadsheets. Individual interests will vary but some might enjoy gardening, photography, travel and DIY.

Type 28

# Owner occupied terraces, average income



Typically found in towns and urban areas this type is home to a mix of working families with children. These people have worked hard to own their three or four bedroom terraced houses. However the size of their family may mean that a few of these people feel their accommodation is short of space.

“Terraced housing...towns and urban areas...families short of space...average incomes...a few second mortgages...moderate use of the internet...”

It is likely that the family will have two wage earners, typically managers, office or clerical workers plus some skilled workers. A few of these people will have two or more paid jobs.

With unemployment relatively low overall, family incomes are around or above the national average. A few may pay higher rates of tax.

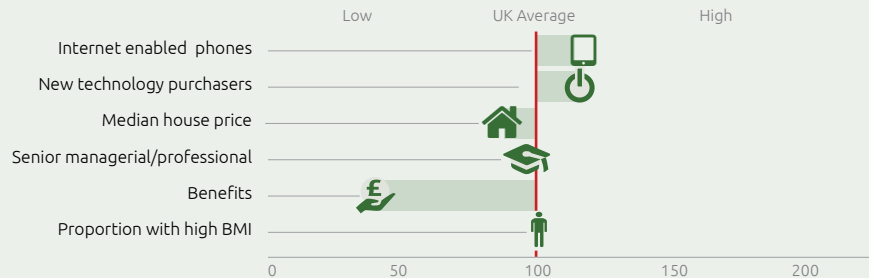
While most can afford to save money, either from time to time or on a regular basis, a few might be finding debts to be a heavy burden on the household. A small number of these families may have taken out a second mortgage on their home.

Mostly these families might feel happy. Many feel relatively satisfied with their social lives, their use of leisure time, their work and their health. Some may be active in parent/school associations or other local organisations.

Although they make moderate use of the internet these families are less likely to favour phone or email as communication channels.

Type 29

# Established suburbs, older families



These are suburbs where households tend to be empty nester couples and larger families with secondary school children. On average these families have lived in their current home for around 12 years so these tend to be well-established areas.

“Well established areas... semi-detached...middle management...manage to save regularly... leisure activities include golf, computer games, going to the cinema, and watching TV...”

The majority of families own three or four bedroom semi-detached houses that tend to be lower than the average house price in their area.

Incomes tend to be a little above average. These people generally work in middle management, clerical or administrative jobs. Some may have a skilled trade. In some cases up to one in ten might have a second paid job. Typical academic attainment might be O or A levels.

Most will have made adequate pension provision through company or private schemes. Some will own stocks and shares. Generally these families manage to save on a regular basis although with low interest rates reducing any income from their savings some of these people may be feeling less well-off than in the past. While they spend moderately freely on their credit cards a few will only make the minimum repayments each month.

Leisure activities include golf, computer games, going to the cinema and watching TV. These modern families are likely to purchase additional digital TV services and use the internet but not a great deal more than average. Ownership of technology such as games consoles, portable media players and digital radio is likely to be above average.

Group I

# Comfortable Seniors

Type 30: Older people, neat and tidy neighbourhoods

Type 31: Elderly singles in purpose-built accommodation



These established communities are generally made up of retired and older empty nester couples. Property tends to be two and three bedroom semi-detached houses, bungalows and some smaller purpose-built flats. These will typically be slightly below the average value for the area, although there will be variation around this level. The majority will have paid off their mortgage and own their homes outright.

The working population are in a mix of middle, lower management and supervisory jobs while some of the pensioners might have had more senior roles. Overall incomes are relatively modest since a good number of these people are now living off their pension.

However since their children tend to have left home and they have little or no mortgage left to pay, many will have a reasonable disposable income. They may also have some investments for security in their old age.

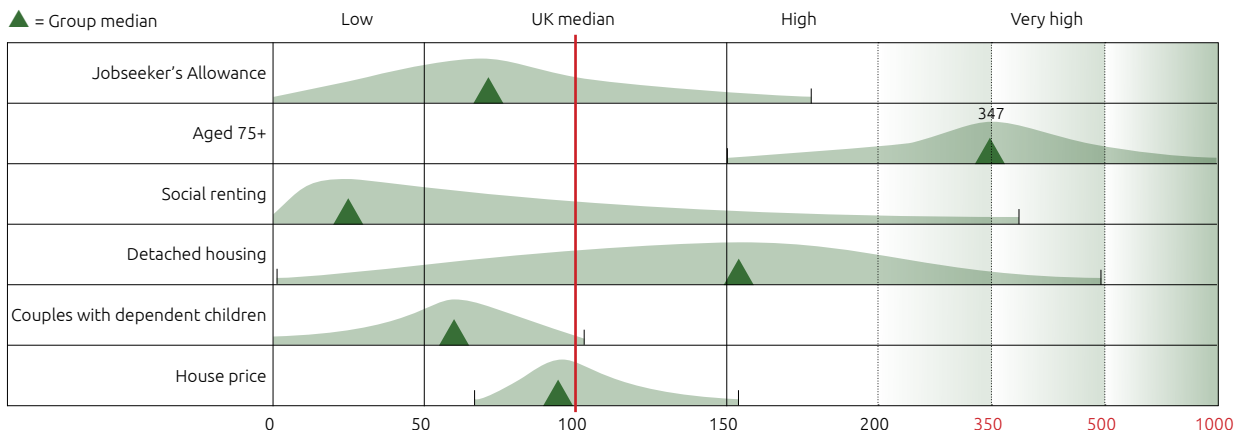
Broadly these people feel comfortable with few in financial difficulties. However lower investment incomes due to low interest rates is likely to be a concern for some.

They are unlikely to use the internet more than sporadically for practical purposes such as email, purchasing travel tickets. New technology is unlikely to attract these people and their phone is unlikely to be able to access the internet. They are likely to prefer to be contacted by regular mail rather than any other channel.

Free digital services are likely to be preferred to a cable or satellite service. Whilst most people get their news from the TV, the Daily Mail is the most popular newspaper.

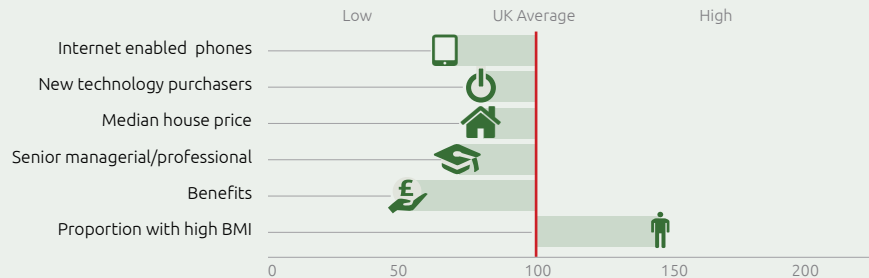
These older people have sufficient investments and pensions to feel secure about their future.

Spread of Group I population relative to the national median



Type 30

# Older people, neat and tidy neighbourhoods



These tend to be settled established neighbourhoods where a higher than usual proportion of residents have lived in their home for many years. Mostly streets of smaller, mostly semi-detached, houses and bungalows, there is likely to be a high proportion of older residents, including a large number of retirees.

Many of these people have, or had before their retirement, white-collar, skilled or semi-skilled jobs. Incomes are generally average, or lower, although a few household may be earning more. Perhaps a third will be living off their private pension.

“Semi-detached bungalows... older residents...a range of investments...only require basic mobile services... Daily Mail, Daily Mirror, and Daily Express... gardening, wildlife, travel, arts and crafts...”

In addition to significant savings accounts these older people tend to have a range of investments, ISAs shares, unit trusts, National Savings. A good number will have paid off their mortgage and have equity in their home, although their houses tend to be below the average value for the local area. As a result outgoings can be less than average and spending power may be higher than suggested by the average incomes.

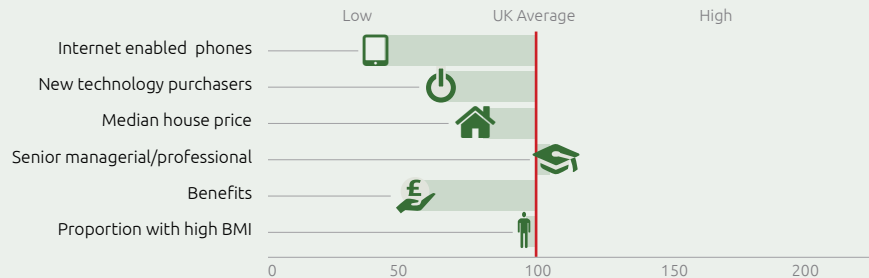
These people tend to be well provided with credit cards, which they use relatively freely, usually repaying the full balance each month. Being settled in their homes these people are much less likely to switch providers of their financial services or utilities.

Generally these people use the internet less frequently than average and a significant minority will never have gone online. Similarly these people are unlikely to have smart phones, basic phone services are all most require.

Readership of the Daily Mail, the Daily Mirror and the Daily Express tends to be high. Some will subscribe to TV, home and gardening and food magazines. More usual leisure interests might include gardening, wildlife, travel, arts and crafts.

Type 31

# Elderly singles in purpose-built accommodation



The great majority of people in this type are retired, many of them aged 75 or over. Most own flats many of which are part of purpose-built schemes restricted to older residents. Many of the more recently developed retirement houses and villages fall in this type. A large proportion of the pensioners are widowed and live alone.

Being the result of downsizing these flats tend to be less expensive than other housing in the locality, with the residents tending to have a high level of savings and investments.

Although their pension income tends to be below the income of the average household these investments and good pensions and annuities mean these retirees may feel relatively well-off.

Outgoings are not extensive. Relatively few run a car, most have no mortgages or debts to service, and have little expenditure on technology or expensive phone or broadband contracts. Although they may treat themselves shopping in Waitrose, John Lewis or Marks & Spencer they do not spend highly compared to the population at large.

Leisure activities are sedate, with a preference for theatre, art and similar cultural activities. Some will take a cruise or coach holidays. They subscribe to magazines, perhaps on food, cookery and television. Some may undertake voluntary work. They may have internet available but rarely access the web to any great degree.

**“Flats...downsizing...pension income...low outgoings...some health problems...sedate leisure activities ...theatre, art and similar cultural activities...”**

Unsurprisingly given their age a number of people will suffer some health problems and difficulties with hearing or sight.

These retirees may be financially aware, monitoring their investments in the financial pages of the Daily Telegraph or the Daily Express.

Group J

# Starting Out

Type 32: Educated families in terraces, young children

Type 33: Smaller houses and starter homes



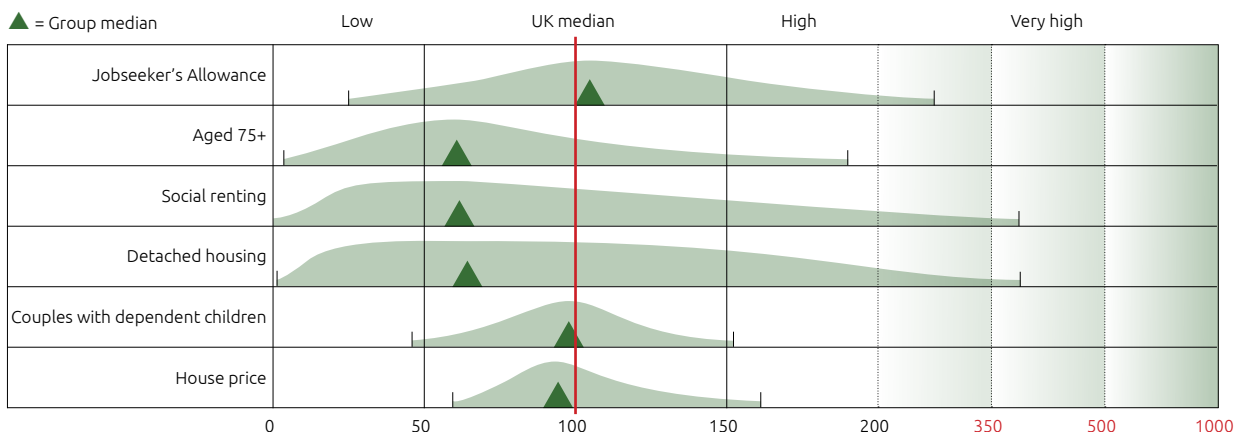
Younger couples in their first home, starting a family, and others who are at an early stage of their career form a substantial proportion of the households in these areas. Some are still renting but most will be buying their home with a mortgage.

These younger people might expect to develop their careers further in the future. They have money but might also have higher outgoings with their mortgage and an active social life.

Junior executive jobs and other white collar or professional occupations are typical. Although household incomes tend to be above average the need to have built up a deposit and to have paid off student loans means housing is usually lower cost relative to the local area. Terraced or smaller semi-detached homes are typical.

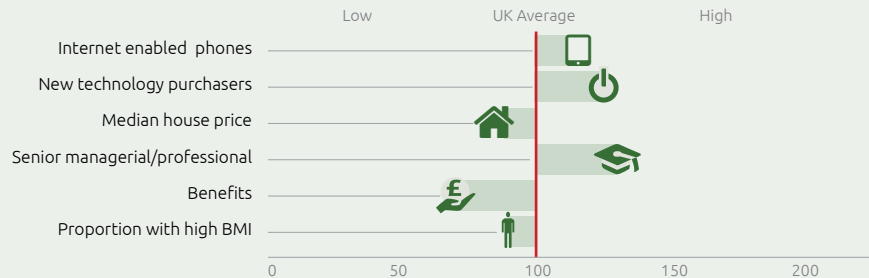
This is the internet generation and they spend more time online than average. New technology including smartphones and tablet computers might be popular.

Spread of Group J population relative to the national median



Type 32

# Educated families in terraces, young children



These are younger couples generally at earlier stages of their careers. Some have started a family and these streets may tend to have more young rather than school age children. These homes may often be small, old, terraced houses, mostly below the average prices in the area, although there will occasionally be some infill new housing.

Household incomes may be above the average. A higher proportion of these people have degrees. Occupations tend to be white-collar, junior managerial or professional.

While most houses tend to be owner occupied, being bought with recent mortgages with many years to run, a minority might be rented accommodation, occasionally for students. Some might have loans and unsecured borrowing in addition to their mortgage.

A higher than usual proportion might be active switchers of their financial accounts and have recently obtained new credit cards. Some people are only repaying the minimum each month and some will be using their overdraft. Despite these indications of day to day financial pressures a good number will have private pensions or pension schemes through their employment. Similarly more than usual will have modest savings and ISAs

They are moderately frequent users of the internet, although some might prefer active lifestyles with evening social and leisure activities. There is a propensity to read news online and shop online.

While some will do so there is less propensity to access social media and play games online. These people tend to have smart phones. Ownership of iPhone, Blackberry and Android phones is above average.

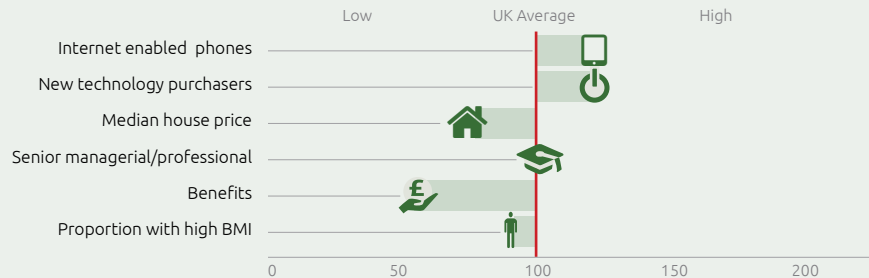
“Old terraced houses... young couples... children... white-collar occupations... recent mortgages... modest savings... some financial pressures... might shop with less expensive providers of household goods and furniture...”

While generally more accepting of marketing than average, telephone and marketing texts especially are unpopular.

Having more recently moved onto the housing ladder they might shop with less expensive providers of household goods and furniture. They do not particularly favour department stores, but may use retail brands similar to Zara or Hollister, while some will be shopping at Early Learning Centre and Disney Store.

Type 33

# Smaller houses and starter homes



These are younger couples and families who own smaller lower-value homes, generally in towns or the outskirts of cities. Houses typically have a couple of bedrooms and are often semi-detached. A proportion may be recently built houses designed for the starter end of the market and there may be some element of shared equity ownership. Generally these streets experience more frequent house moving than average.

“Small lower-value homes...semi-detached... white-collar...semi-skilled... long mortgages... price comparison sites... residual student loans... game consoles...”

Household incomes tend to be a little higher than average, often as a result of there being two full-time salaries. Most are basic rate taxpayers. Occupations might be less senior white collar or semi-skilled. Educational achievement varies, some will have degrees while others left school with GCSE's.

Some will have savings in the form of an ISA or a modest savings account. Other investments are less frequently found. Most have mortgages with many years' repayments still to come and focus on seeking discounted rates. Some might seek savings through the use of price comparison sites. A number will be coping adequately with unsecured debt and possibly some residual student loans.

Generally these households tend to have insurance and life cover. They may be part of their employers' pension scheme and some will also have a private pension. Credit cards are slightly more prevalent than average. Some will need to make use of their overdraft facility.

A higher proportion than usual may own modern technology and electrical equipment, a number having game consoles, either for themselves or their children.

Typical high street names where these families might spend money include DFS, BHS, Peacocks, Debenhams, McDonalds and KFC.

Category 4

# Financially Stretched

- K Student Life
- L Modest Means
- M Striving Families
- N Poorer Pensioners



Category 4

# Financially Stretched

- K Student Life
- L Modest Means
- M Striving Families
- N Poorer Pensioners




This category contains a mix of traditional areas of Britain. Housing is often terraced or semi-detached, a mix of lower value owner occupied housing and homes rented from the council or housing associations, including social housing developments specifically for the elderly. This category also includes student term-time areas. There tends to be fewer traditional married couples than usual and more single parents, single, separated and divorced people than average.

Incomes tend to be well below average. Although some have reasonably well paid jobs more people are in lower paid administrative, clerical, semi-skilled and manual jobs. Apprenticeships and O levels are more likely educational qualifications. Unemployment is above average as are the proportions of people claiming other benefits.

People are less likely to engage with financial services. Fewer people are likely to have a credit card, investments, a pension scheme, or much savings. Some are likely to have been refused credit. Some will be having difficulties with debt.

These people are less likely than average to use new technology or to shop online or research using the internet, although will use the internet socially.

Overall, while many people in this category are just getting by with modest lifestyles a significant minority are experiencing some degree of financial pressure.



Group K

# Student Life

- Type 34: Student flats and halls of residence
- Type 35: Term-time terraces
- Type 36: Educated young people in flats and tenements



These are areas dominated by students and young people, often recent graduates. At least half of the people here, usually more, are studying. Students will be living in a hall of residence or in flats or shared houses.

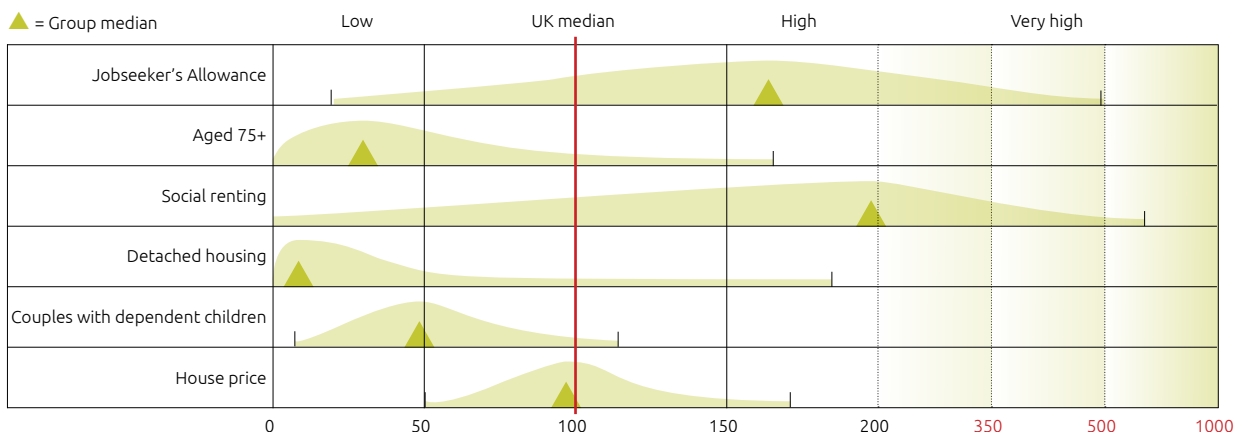
They will find time for going out as well as going online. Their interests may focus around social and leisure activities. In addition to the broadsheet newspapers, film, computing, educational and style magazines may be their preferred reading matter.

There will be little in the way of incomes other than to fund their time at university. Some will be utilising overdrafts or be building up debts.

Internet use is likely to be extensive whether for their studies, or leisure purposes. They will be happy to go online to research their purchases, download music, stream TV or videos and play games.

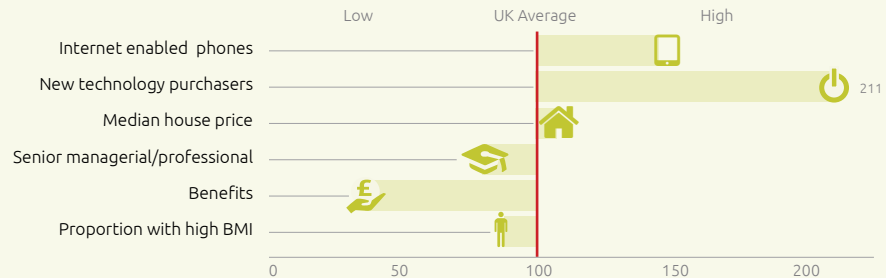
Ownership of smartphones tablet and hand-held computers will be well above average, as will the proportion owning portable media players and games consoles.

Spread of Group K population relative to the national median



## Type 34

## Student flats and halls of residence



This type comprises halls of residence, purpose-built private sector student accommodation and streets with high proportions of privately rented student flats. Many of the flats will have been converted from larger houses and share amenities so requiring registration by their landlords as Houses in Multiple Occupation.

Over two thirds of adults will be aged under 25 and very few children will live in the same streets. Most will be single. Unsurprisingly most people will have A levels or a first degree. The majority will not earn enough to pay tax. Most will not have a car, or have a credit card. Some might be having problems with debt.

Ownership of smartphones, iPhones, Blackberry and Android phones, will be well above average, as will the proportion owning tablet and hand-held computers.

Regular internet users, they are generally comfortable with researching and buying goods. Groceries, music, and clothes might be bought online. They may be downloading or streaming TV, playing games online and some may gamble online. Most will read newspapers online rather than buying a paper. More likely than most to switch products and services that are under their control.

Although generally more accepting of marketing than the average they dislike cinema advertising and on balance are less likely to approve of marketing sent to their phone. Contact by email may be favoured relative to mail.

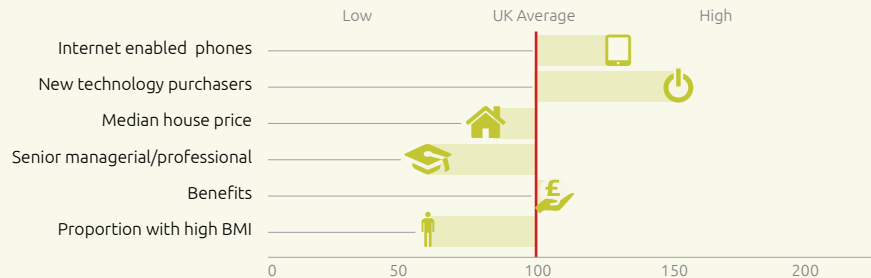
“Halls of residence... student flats...aged under 25... iPhone, Blackberry and Android phones... groceries online... interests may focus around sports, films and going out...”

Their interests may focus around sports, films and going out. Some may regularly go to the gym to attend exercise, dance or similar classes. Film, computing, educational and style magazines may be their preferred reading matter.

The kind of high street names this type might favour includes New Look, Topshop, Topman, River Island, H&M, or La Senza. Coffee shops, pizza and burger shops are also likely to find favour.

Type 35

# Term-time terraces



Typically around half of the people renting and sharing these terraced houses are students. Other people rent or own in the same, sometimes ethnically mixed, streets. Overall the vast majority of people are under the age of 35.

Due to the sharing of amenities such as kitchens and bathrooms a significant minority of this housing might be registered as Houses in Multiple Occupation and monitored by local authorities to ensure safety.

Incomes are low, both for the students and their neighbours, some of whom may be claiming Jobseeker's allowance. Many will have recently utilised the overdraft facility on their bank account. In addition to the student loans other borrowing is above average. These people often anticipate switching their financial accounts in the coming year. They are unlikely to have insurance cover.

They are very comfortable online and spend many hours each week accessing the web. Ownership of recent technology is particularly high. Their mobile is likely to access the internet, iPhones, android and Blackberry devices are all popular. Many will own some form of hand held computer, tablet or iPad, and some form of portable media player.

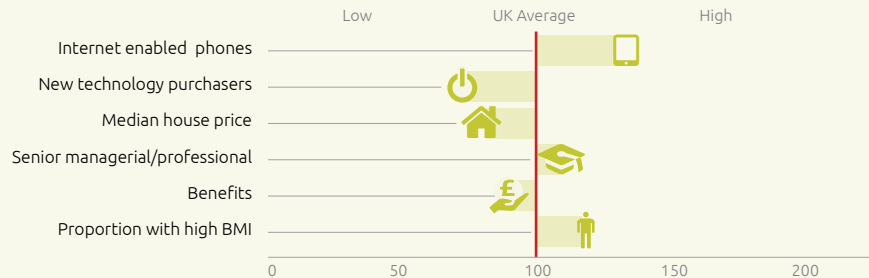
They strongly prefer to be contacted by email or text, in preference to other channels.

**“Terraced houses... shared and rented... students... spend many hours accessing the web... prefer to be contacted by email or text... music, film, computers and games...”**

Music, film, computers and games all feature highly amongst their interests. They might shop at retailers such as Game, and Apple Store for gadgets and New Look, TK Maxx, Hollister, Topshop, and Topman for clothes. They will frequent Starbucks, Burger King and similar outlets.

Type 36

# Educated young people in flats and tenements



Singles and couples renting flats, either privately or from a social housing provider, are often found in these urban cosmopolitan areas. Some owner occupiers might be purchasing under a shared equity scheme. A significant proportion of these flats may have been built over the past decade. Some converted flats might be registered as Houses in Multiple Occupation.

“Low cost flats...renting... singles and couples... early stages of career... white-collar...active social lives... interests might include football, music, film, and fashion...”

This is often lower cost housing priced well below the average for the areas and has been attractive to landlords over the years. Fewer of these young people have been able to afford to purchase themselves. Due to the level of new developments and the high level of renters these areas experience a high turnover of people, and of ownership of the flats.

Despite there being a higher proportion with degrees and white-collar jobs most incomes are below average since these young people are at the earlier stages of their career. The number claiming benefits

are likely to be higher than average. This is likely to be Jobseeker’s Allowance, Employment and Support Allowance benefits related to disability and Income Support benefits for single parents.

While most have no credit card a minority will. They may more frequently switch card provider, but also only pay the minimum repayment each month. Few will spend heavily on their cards.

In a similar vein a number will have multiple bank accounts, but some will need their overdraft facility.

A number might have unsecured debts that they are finding it difficult to repay. Relatively few will have been able to build up investments or much savings.

These young people spend more time online than many, while also having active social lives. They are more likely to have smart phones, portable media players, and perhaps tablet computers, through which they may access the internet.

They are likely to frequent fast food outlets and coffee shops. The convenience of online shopping delivery will be attractive to some, as will reading newspapers online. Downloading music, streaming videos, and other online entertainment may also be done by these people.

When they can afford it they will prefer to holiday in Asia and other far flung places rather than Europe. Their interests might include football, music, film, exercise at the gym and fashion.

Group L

# Modest Means

- Type 37: Low cost flats in suburban areas
- Type 38: Semi-skilled workers in traditional neighbourhoods
- Type 39: Fading owner occupied terraces
- Type 40: High occupancy terraces, many Asian families



These people own or rent smaller older terraced housing and flats, which often includes some of the least expensive housing in the area. The mix of families is likely to include singles, couples with children and single parents and the age profile may tend to be younger than average.

Incomes are likely to be well below the national average. Jobs reflect a mix of educational qualifications that are generally lower than average. Employment tends to be in a mixture of clerical, semi-skilled and other office or manual occupations.

Unemployment may well be above average. In addition to Jobseeker's Allowance the proportion of people claiming other benefits, disability and income support is likely to be above average.

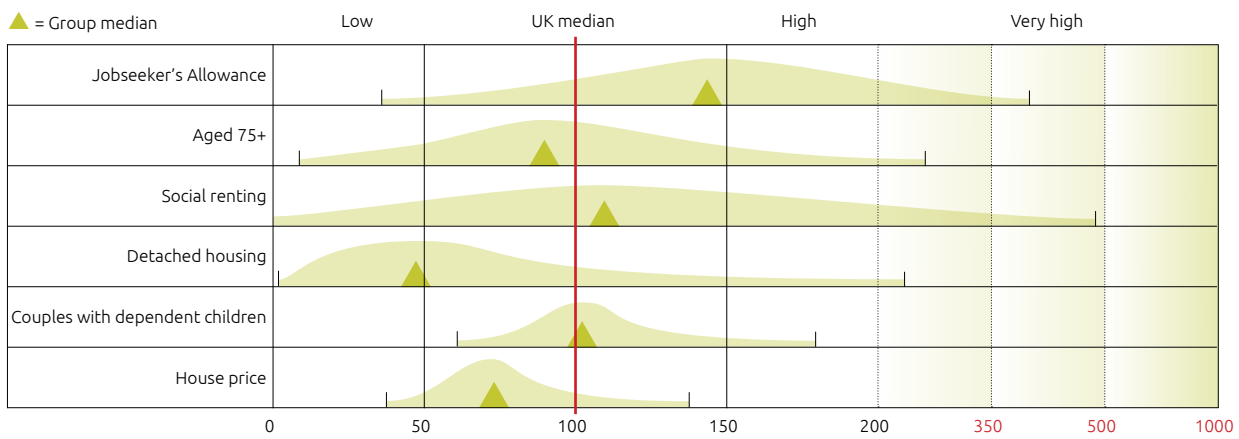
Generally there will be average levels of investments and savings. However a few people may be having difficulties keeping up with loan repayments.

There are fewer cars than in many other areas. Shopping may tend towards cheaper stores. Fast food, burgers, fried chicken and traditional baked goods are likely to be favoured more than average.

Football, DVD's, betting, bingo and the lottery are amongst the more common leisure activities.

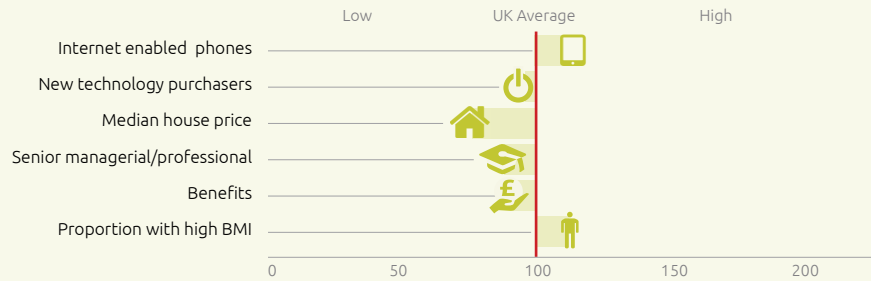
A relatively high number of these people dislike receiving marketing communications, whatever channel is used, although traditional channels are more acceptable than others.

Spread of Group L population relative to the national median



Type 37

# Low cost flats in suburban areas



These small one or two bedroom owner-occupied flats are often infill developments in streets of terraced or semi-detached housing. These may be relatively transient areas with higher than average turnover of occupants. The housing is mostly below the national median house price and some of the cheapest in the area. As entry-level housing the residents tend to have a younger age profile. However the low cost of the property also attracts the separated and divorced.

They are not frequent users of the internet but might search for jobs, and visit online dating site. It's possible they might prefer to respond to online marketing relative to other channels.

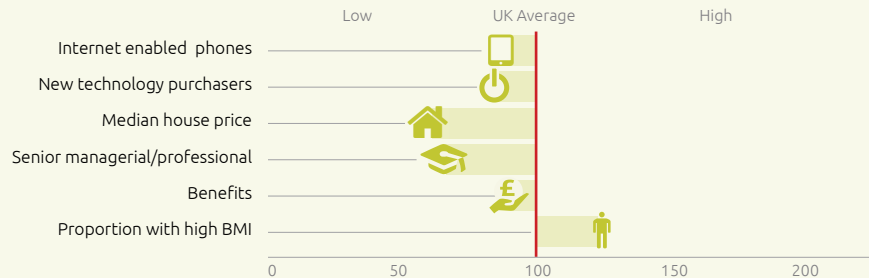
Might read magazines on film, music, computers and men's style.

They might shop in department stores or in retailers of the style of Peacocks, Primark, or TK Maxx, Aldi, Iceland at the Co-operative.

“Flats...transient areas... cheapest housing in the area... younger people... some overdrawn...read magazines on film, music, and computers...”

Generally these people are coping financially. Unemployment is no higher than average. Occupations, sometimes part-time, tend to be clerical or skilled manual employment and incomes are below the average. There are not significant levels of debt but some might be utilising the overdraft on their current account or not making full repayments on their credit card.

# Semi-skilled workers in traditional neighbourhoods



These streets with generally older two or three bedroom terraced or sometimes semi-detached houses. The mixed age profile tends to include more older and retired people.

Working people are typically employed in skilled or semi-skilled jobs and in clerical or office jobs. Household incomes are mostly below average. Most will not have a credit card. Those who do are less likely to spend extensively on their card. They are less likely to borrow, even if there is not much spare cash. Some might have modest savings.

A number may own their home while most others will be buying with a mortgage. The houses are generally lower value, well below the average price in the area.

Internet use is likely to be below average in these streets. While some will go online a good number will have never done so. Online gambling and dating sites are visited by a higher proportion of these people than average.

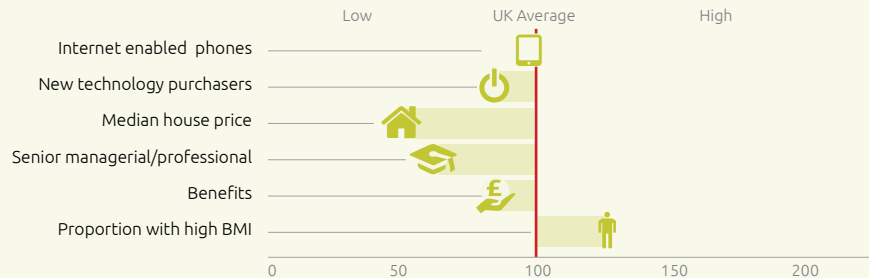
The Sun and the Daily Mirror might find readers here. Others might also read celebrity or TV magazines.

Some will buy their groceries at the Co-operative, Aldi, Lidl, or Morrisons and may buy hot food from the likes of Greggs, Burger King, or KFC. Argos and value clothing retailers such as Peacocks might also gain customers from these streets.

“Terraced houses...older and retired...semi-skilled jobs... below average incomes... mortgages...modest savings... celebrity or TV magazines...the Sun and the Daily Mirror...”

Type 39

# Fading owner occupied terraces



The residents in these streets of these owner-occupied, mostly older terraced, housing are typically families and single parents. Amongst these streets may be some of the lowest priced owner-occupied housing in the country. Even in high priced regions of the country these house prices are low relative to the locality.

“Terraced... low price housing... below average incomes... mortgages... some debts... traditional communication channels... Sky dishes...”

Incomes will usually be lower than the national average. Many of these people are in routine, semi-routine or skilled occupations. Some will be in more managerial roles, some may perhaps be separated or divorced and so unable to afford housing more usually associated with their jobs.

Unemployment might be a little higher than average, as might the numbers in receipt of other benefits. Few will be educated beyond A level, with GCSE's and apprenticeships more common.

While some might have an ISA these people are unlikely to have shares, other investments, or substantial savings. They might have insurance and life cover. In addition to having a mortgage a higher than average proportion will have loans to repay. Fewer than half will have a credit card. Those that do use them infrequently and typically spend less than usual on their cards.

Over half might have shopped at Asda in the past month. They might also buy food at Aldi, the Co-operative, Iceland and Morrisons. High street retailers such as Argos and Peacocks may be popular, as might hot food from KFC, Greggs or McDonalds.

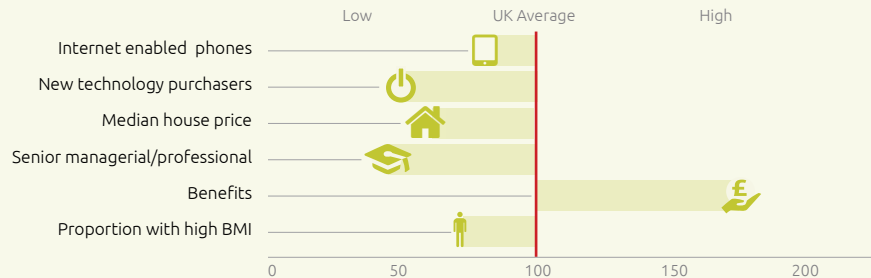
Typically these people use the internet sporadically, with some not using the web at all. They prefer traditional communication channels, online, email and text communication tends to be less liked.

There will be a range of leisure interests amongst which bingo, angling, rugby league and gambling might feature slightly more highly.

In addition to the Star, the Mirror, or the Sun some will read celebrity, TV, women's or travel magazines. It will not be unusual to see Sky dishes along these streets.

Type 40

# High occupancy terraces, many Asian families



This particularly low-cost terraced housing is characterised by many young families of Asian origin, perhaps living alongside students, East European immigrants and some single parents. The relatively large families and the level of shared rented accommodation, make this some of the more crowded housing in the country. There might be a number of first time buyers and buy-to-let landlords who have bought into some of the cheapest properties in the locality.

Incomes are well below average. Qualification levels are low and people more often have routine, manual, and junior administrative jobs. These areas have higher than average numbers claiming Jobseeker’s Allowance. Relatively few women work and they are likely to be concentrating on bringing up their young families.

Despite the low incomes some of these families will have some small level of savings and investments. Levels of borrowing are lower than average although some will have long mortgages and student loans to repay.

An unusually small proportion of these homeowners will have traditional insurance or healthcare policies. The young, student element, might frequent food outlets such as Greggs, or seek burgers, fried chicken or kebabs.

“Low-cost terraced housing... Asian families...low incomes... little borrowing...uninsured... worries about crime...”

These neighbourhoods are likely to show a high level of concern about crime. Worries about being the subject of racist attacks are typically over four times the national average and are higher than usual relating to crimes such as mugging, robbery and rape. Wider concerns are illustrated by the proportion expressing fears about walking after dark and the risk of physical attack.

Group M

# Striving Families

- Type 41: Labouring semi-rural estates
- Type 42: Struggling young families in post-war terraces
- Type 43: Families in right-to-buy estates
- Type 44: Post-war estates, limited means



These low income families typically live on traditional low-rise estates. While many rent their homes from the council or housing association an equal number have bought their houses.

Estates are typically either terraced or semi-detached with two or three bedrooms. Relatively high numbers of children are typical and there may be high numbers of single parents.

Incomes are likely to be well below the national average and unemployment is above average. Jobs may reflect the general lack of educational qualifications and tend to be in a mixture of clerical, semi-skilled and other manual occupations in factories and shops.

A proportion of these families may be reliant on state benefits. In addition to the unemployment the proportion of people claiming other benefits, disability and income support are also likely to be above average. The majority will not have a credit card and

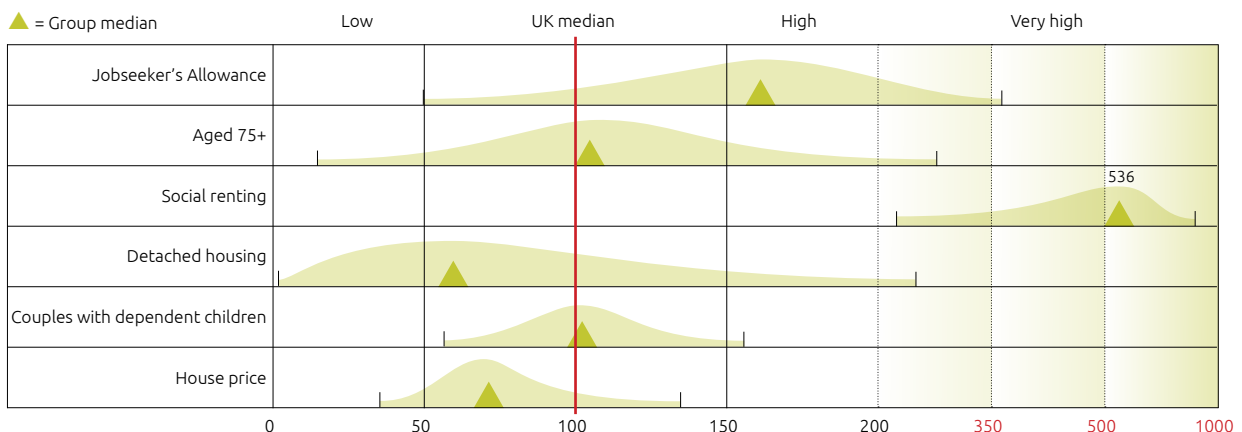
perhaps one in four might have been refused credit in the past. Most will have few investments and minimal savings. The financial services more often required in these areas may be loans and a few people may be having difficulties keeping up with the repayments.

Their phone is less likely to have internet capabilities and with the possible exception of games consoles and TV's these people are less likely to purchase the latest technological goods.

There are fewer cars than most other areas. Money is tight and shopping tends to focus on cheaper stores and catalogues. Visiting the pub, computer games, DVD's, betting, bingo and the lottery are amongst the more common leisure activities. With the possible exception of people in more rural locations fewer than average are likely to consider marketing communications acceptable, whatever the channel.

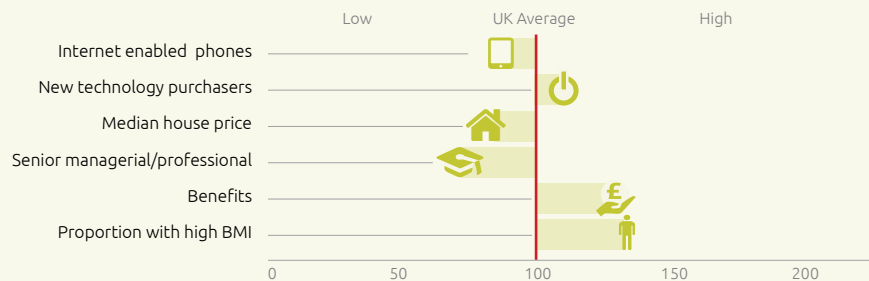
These families are struggling to get by on limited incomes in urban areas.

Spread of Group M population relative to the national median



Type 41

# Labouring semi-rural estates



These are generally small estates of ex-council and social housing in villages and semi-rural settings. Much of the housing is semi-detached social housing although a significant amount has been purchased under right to buy. The owner occupied housing in these streets tends to be less expensive than the rest of the locality.

These tend to be areas for families and single parents, with some older empty nesters and so there may be a higher than average proportion of school children.

Incomes are generally well below the national average although levels of unemployment are usually also below average. Most people will have skilled, semi-skilled or routine jobs, some of which will be part-time. A few may have agricultural employment.

Financially these families are coping. While some might have saving accounts, few have investments such as ISA's or unit trusts. The proportion with loans or other borrowings is average as is any use of overdraft facilities.

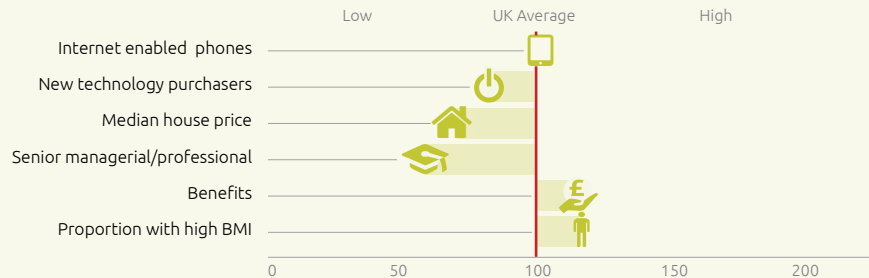
Due to their rural locations few of these families have cable TV, preferring Sky, BT Vision, Freesat, Freeview and similar options.

A variety of retailers might appeal to this type, including Argos, BHS, Primark, TK Maxx, Poundland, Game and Early Learning Centre.

“Semi-rural estates... semi-detached...social housing...right to buy...low incomes...school children... coping financially... Argos, BHS, Primark...”

Type 42

# Struggling young families in post-war terraces



Mostly terraced houses, these streets mostly contain families and single parents. There are more children here than in the average street. While the majority are owner occupiers a high proportion rent social housing. Some housing may have been council houses purchased under right to buy. The houses tend to be at the lower priced end of the housing market.

Most of these people will have left school with GCSE's or undertaken apprenticeships. Jobs are more likely to be skilled, semi-skilled or routine. Household incomes are mostly around or below the national average. Unemployment might be slightly above the average.

Few will have investments or will have built up great savings. The proportion with some form of pension is lower than average.

The majority will not have a credit card or be able to afford to spend extensively using one. Some will have been refused credit. Some may have taken out loans and not all will be managing with the repayments. A large minority might have significant unsecured debts.

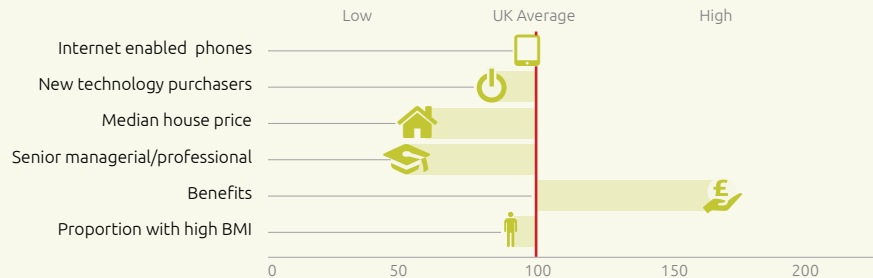
These families are less likely than average to use the internet. Some will occasionally shop online, perhaps for clothes or music. Some may also gamble or play games online. Games consoles might be used for internet access.

**“Terraced houses... families and single parents... apprenticeships and GCSE's... some refused credit... unsecured debts... interests include football, computer games and gambling...”**

BHS, Primark, Peacocks and TK Maxx, might be amongst the high street retailers favoured by these families. They may also buy from fast food outlets. Interests include football, angling, bingo, computer games and gambling. Some might have cable TV.

Type 43

# Families in right-to-buy estates



These are streets, often of semi-detached houses, typically housing a mix of families, single parents and couples whose children have left home. While the majority are owner occupied, a high proportion is social housing. Some of the private housing may have been council houses purchased under right to buy.

Jobs are more likely to be skilled, semi-skilled or routine, most people having left school with GCSE's or undertaken apprenticeships.

Household incomes are mostly below the national average with a higher than usual percentage claiming Job Seeker's Allowance and other benefits. Few will have investments or much savings. The proportion with some form of pension is lower than average.

The majority will not have a credit card wish to build up debts using one. Some may however have borrowed money and some may be having difficulties meeting the repayments. Mortgage repayments will be lower than average, the houses tend to be at the lower priced end of the housing market.

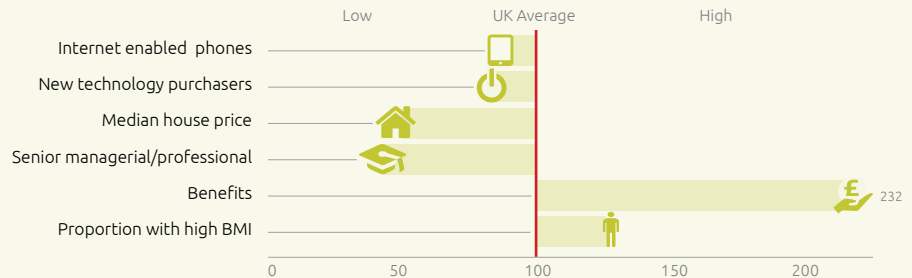
These families are less likely than average to have smart phones or to use the internet. Some will occasionally shop online, gamble, play games or visit online dating sites.

**“Semi-detached... semi-skilled...right to buy... some unemployment... borrowing...BHS, Poundland, Primark and Peacocks...”**

BHS, Poundland, Primark, and Peacocks might be amongst the high street retailers favoured by these families. They may also buy from fast food outlets, for example KFC and McDonalds.

Type 44

# Post-war estates, limited means



The people in these streets cover all ages but with a tendency for there to be more older people. There are families, older couples, single parents and some who are separated or divorced. They own or rent smaller two or three bedroom houses, often terraced, often post war, from a social housing provider. These streets may sometimes include some of the cheaper housing in the country.

“Small houses...social housing... some claiming benefits... skilled or semi-skilled... some health issues...bingo, betting and the lottery...”

For those in employment jobs are in skilled or semi-skilled manual work or in clerical or administrative jobs. Incomes tend to be well below the national average and a significant minority of these people do not earn enough to pay tax.

The proportion claiming benefits is well above the average, whether for single parents, the unemployed, those with disabilities or for other reasons.

Some will have life policies and some will have taken out loans. Otherwise few people will have financial services products. It is rare for people to have investments and generally savings are modest. Some may have a poor credit history.

Fewer than usual of these people access the internet. Those who do use the web relatively infrequently, possibly for gambling or playing games. Offline some will enjoy going to play bingo. Others will gamble and play the lottery.

BHS, Argos and Primark might be amongst the high street retailers favoured by these people. Readership of the Star, the Sun, the Daily Mirror, the Daily Express, and the Daily Record are all above average.

There may be some health issues amongst this group of people. Incidence of diabetes, asthma, back pain is likely to be above average.

Group N

# Poorer Pensioners

- Type 45: Pensioners in social housing, semis and terraces
- Type 46: Elderly people in social rented flats
- Type 47: Low income older people in smaller semis
- Type 48: Pensioners and singles in social rented flats



Pensioners and older people form a particularly high proportion of the people in these areas. The majority are renting social housing but there are a few who own their home or rent privately.

Some will not have extensive educational qualifications, partly because they are of an age to have left school before the age of 16.

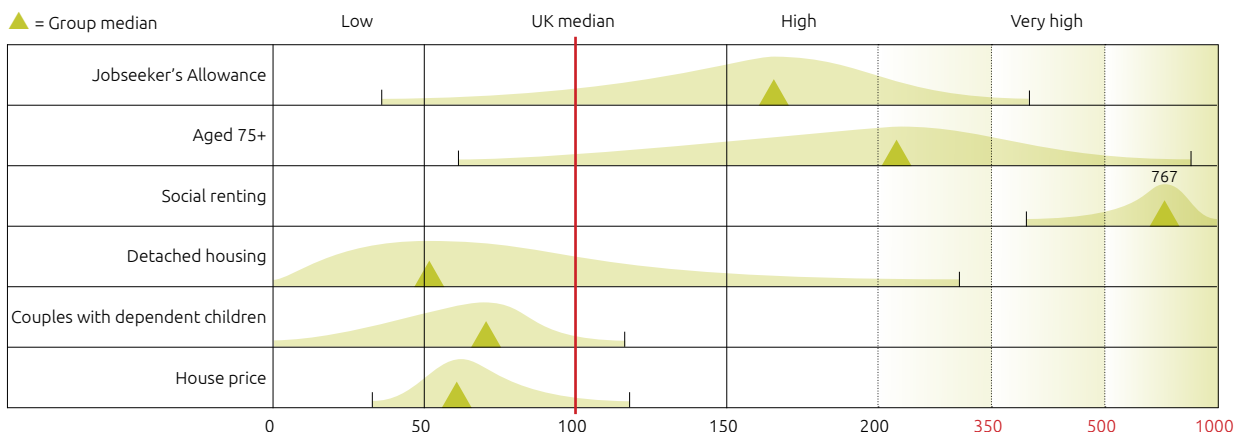
Those who have not reached pensionable age are more likely to work in semi-skilled or manual jobs, in shops or administrative roles. Household incomes are well below average.

The numbers claiming benefits will be higher than average. In addition to some claiming Jobseeker's Allowance there will be claimants of benefits relating to disability. The incidence of health issues will be higher than usual.

Traditional attitudes to money might be expected. These people have little requirement for financial services products since they are unlikely to have much savings or any investments. Most will not have a credit card.

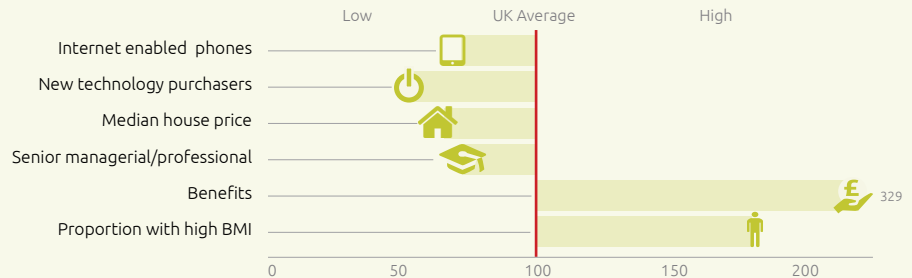
Angling, bingo, gambling and television may attract these people's leisure time. New technology holds no interest, many will never have used the internet, or have a mobile phone with more than basic functionality.

Spread of Group N population relative to the national median



Type 45

# Pensioners in social housing, semis and terraces



The majority of the small housing in most of these streets will be social rented accommodation. A particularly high proportion of people will be pensioners, at least double the national average in over three-quarters of these streets.

Perhaps half of these streets will be flats or houses in sheltered or retirement developments that cater exclusively for older people in social housing and that incorporate design features and/or services to meet their needs. The remainder are streets with high concentrations of older people. A high number will be single, widowed or divorced.

With so many living off the state pension, and others supplemented by their private pension, incomes are well below the national average. With so many having left school prior to the school leaving age being raised to 16, the numbers with no formal GCSE's or O levels is high. Few have any significant savings or investments to supplement their pension.

Most of these people have no interest in new technology and manage with traditional TV and basic phones.

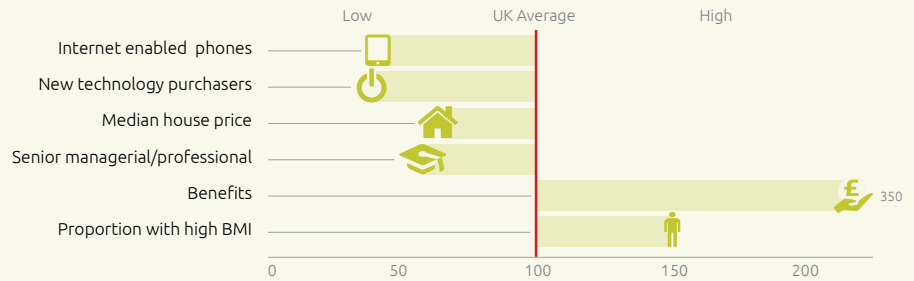
Given the age profile it is no surprise that these neighbourhoods might have a higher incidence of health issues, problems with hearing and sight, possibly diabetes and other ailments.

Leisure time might be spent going to bingo, watching television and doing the pools. Greggs, Boots and Superdrug might attract their retail spending.

“Small homes...social renting... retirement developments... few savings...higher incidence of health issues.... watching television and doing the pools...”

Type 46

# Elderly people in social rented flats



Three-quarters of these flats will be social rented in sheltered or retirement accommodation that caters exclusively for older people, incorporating design features and services to meet their needs.

The remainder are streets with high concentrations of older people in flats. Clearly an exceptionally high proportion of people will be pensioners, at least double the national average and frequently much more.

Most of these people live alone, a high number being single, widowed or divorced. A higher than usual proportion will be claiming benefits, perhaps relating to disabilities. With most having left school prior to the school leaving age being raised to 16 it is unsurprising to find few with qualifications in the form of GCSE's or O levels.

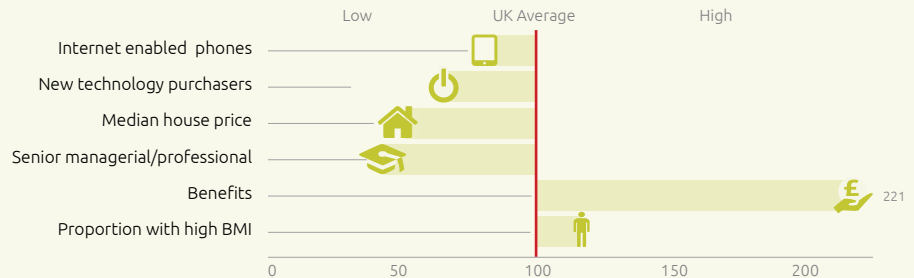
The majority will be living off a pension, often only the state pension, and consequently incomes are well below average. Few have any significant savings or investments to supplement their pension. The great majority will not even use a credit card, preferring cash or cheques. In keeping with this traditional attitude to money few will have any debts.

Nearly two thirds of these pensioners have never used the internet. While they will watch television, modern technology is not part of their lives.

“Flats...social rented... accommodation catering exclusively for older people... live alone...state pension... watching television...”

Type 47

# Low income older people in smaller semis



Smaller, often semi-detached houses are typical of these streets. They are equally likely to be rented from the council or housing association as to be owner occupied. A number of these owned properties might originally have been purchased under right to buy legislation.

Older people are more prevalent in these areas, with more retired people than average. There is likely to be a higher than usual number of pensioners relying solely on the state pension.

“Small houses...semi-detached...social housing... right to buy... some claiming benefits...higher incidence of health problems... bingo, fishing and gambling...”

Working people are more likely to be in semi-skilled or routine jobs; in shops, clerical jobs, on the factory floor, or in manual occupations. Fewer people have high educational qualifications and most incomes are generally well below the national average. The numbers claiming Jobseeker’s Allowance will be above average as will the numbers claiming other benefits.

These people are less likely to have pension provision, either from their employer or arranged privately. Significant amounts of savings also tend to be relatively rare. Generally these people prefer to avoid debt but a few will have loans and may sometimes have difficulties maintaining the repayments.

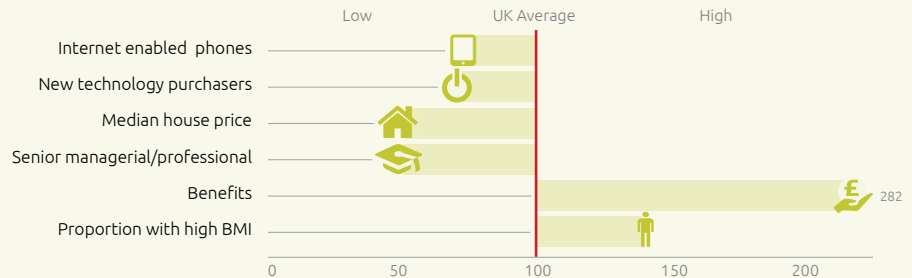
In this type there might be a fear of crime and concerns for personal safety. Some might feel unsafe going out after dark. While many feel that too few police is a cause of crime, some feel that the police are not doing a good job.

With an older population there can be areas with higher incidence of health problems. Whether due to their age or previous work a number of people suffer from long term illness.

New technology is not strongly adopted by these people who are very unlikely to be frequent internet users, and less likely to use smart phones. Bingo, fishing and gambling might be typical leisure interests for some.

Type 48

# Pensioners and singles in social rented flats



These are areas with many older people, often pensioners. A high proportion of these residents are single, separated, divorced or widowed. Most live in purpose built flats although there may be some terraced housing. Most are renting, usually from a social housing provider. Around a third may own their home.

Incomes tend to be particularly low. Many of the pensioners manage on only the state pension while jobs tend to be of a semi-skilled or manual nature, perhaps in shops, clerical work and similar.

Unemployment levels are high, although not the highest. The numbers claiming benefits, related to disability, single parents and housing are similarly high. Few need to interact with mainstream financial services providers. Most have no credit card, insurance, savings, pensions, or loans.

These people are less likely to enjoy extensive leisure activities, some preferring a more sedate life, with magazines, television and perhaps bingo nights. Some will have issues with their health.

“Purpose built flats...many pensioners...living on state pension...high unemployment...sedate lives... magazines, television and perhaps bingo nights...”



Category 5

# Urban Adversity

- O Young Hardship
- P Struggling Estates
- Q Difficult Circumstances



Category 5

# Urban Adversity

- O Young Hardship
- P Struggling Estates
- Q Difficult Circumstances



This category contains the most deprived areas of large and small towns and cities across the UK. Household incomes are low, nearly always below the national average. The level of people having difficulties with debt or having been refused credit approaches double the national average. The numbers claiming Jobseeker’s Allowance and other benefits is well above the national average. Levels of qualifications are low and those in work are likely to be employed in semi-skilled or unskilled occupations.



The housing is a mix of low rise estates, with terraced and semi-detached houses, and purpose built flats, including high rise blocks. Properties tend to be small and there may be overcrowding. Over half of the housing is rented from the local council or a housing association. There is some private renting. The relatively small proportion of the housing is owner occupied is generally of low value. Where values are influenced by higher urban property prices these are still lower value relative to the location.

There are a large number of single adult households, including many single pensioners, lone parents, separated and divorced people. There are higher levels of health problems in some areas.

These are the people who are finding life the hardest and experiencing the most difficult social and financial conditions.

Group O

# Young Hardship

Type 49: Young families in low cost private flats

Type 50: Struggling younger people in mixed tenure

Type 51: Young people in small, low cost terraces



Younger people are more prevalent in these streets. They own or rent small terraced houses or flats that tend to be amongst the cheapest housing in the town. A number of the residents might be first time buyers and it is usual for mortgages to have many years left to run.

While there are couple and families with young children, single people or single parent residents are found more frequently than average. Some may be financially supporting a child that does not live with them. In some cases the residents of these areas may include people from an East European background.

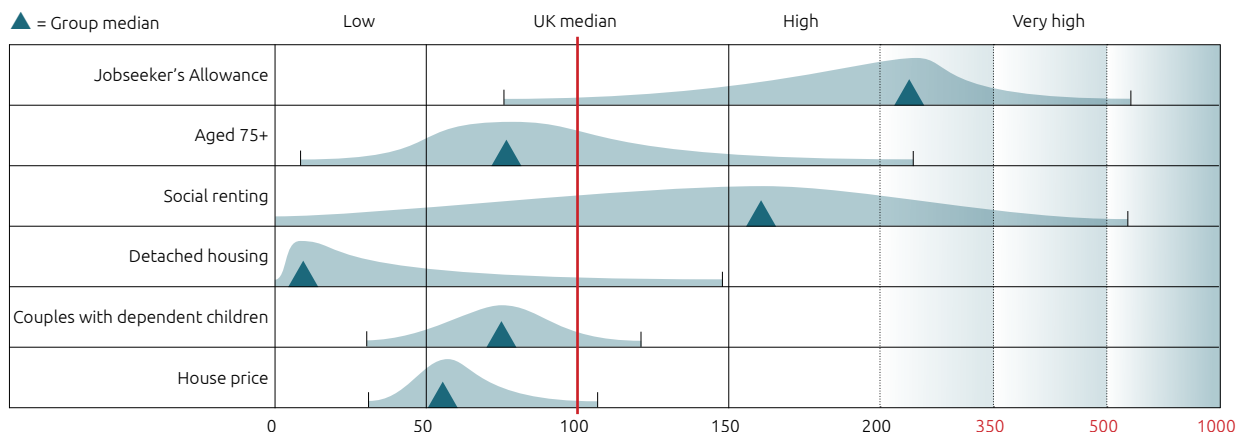
Educational qualifications tend to be lower than average and much of the employment is in junior office roles and semi-skilled or manual occupations. There are pockets of deprivation in this group. Incomes range from moderate to low and unemployment is higher than the national average. The numbers claiming benefits may be up to double the national average in some places.

Generally these people have modest levels of savings and many find it hard to save regularly from modest incomes. There are some households with high levels of debt. Some will have been refused credit and generally these people are less likely to use a credit card. A number of these people will have loans that they may be having difficulty repaying. A small number may have accumulated debts in excess of their annual income.

Car ownership is below the national average and cars tend to be lower value and usually bought second hand. Some will own smartphones, although these are less likely to be an iPhone than a less expensive less fashionable model.

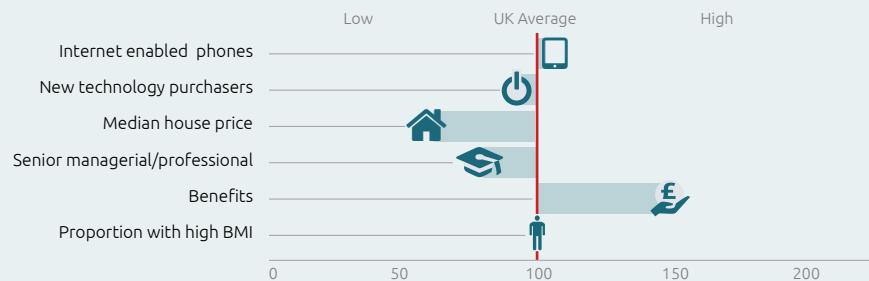
These people have a modest lifestyle and some may be struggling to get by in the current economic climate.

Spread of Group O population relative to the national median



## Type 49

# Young families in low cost private flats



The majority of these young people are living in purpose built blocks of flats, with some in houses that have been converted into flats. While most are buying these flats, sometimes with shared equity, there may be a significant number renting, mostly privately but sometimes from a social housing provider.

Typically these flats are found in or around smaller towns rather than densely populated urban settings in major cities. These tend to be some of the cheaper property in the country, partly due to their small size and partly their location.

There may be a mix of different family structures, couples, families with young children, single parents and single, separated or divorced people, some of whom may be supporting children who live elsewhere.

Unemployment levels, while not the highest, are likely to be significantly higher than the national average, as are the numbers claiming other benefits.

Household incomes are generally below the average. Jobs might be a mixture of junior white collar positions, skilled manual workers, shop workers and other routine or semi-routine jobs. Education levels will be mixed, with a number of these people being recent university graduates.

There may not always be much spare cash for significant levels of spending, or for investing. Loans are more common than significant savings. A significant minority might have been refused credit in the past and many more than average might be struggling to repay debts. A number may have taken out loss of income insurance.

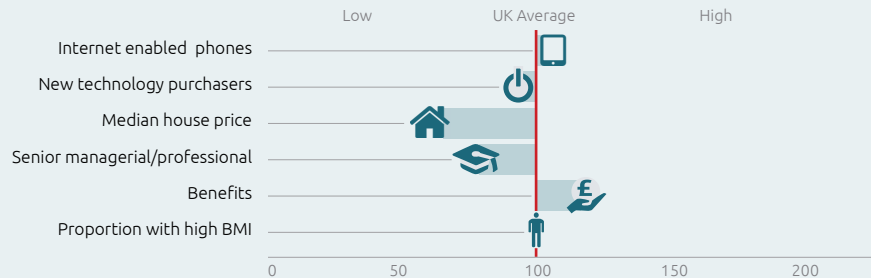
**“Purpose built flats...young people...renting...shared equity...low incomes...not much spare cash... some debt problems...interests might include football, fashion, music, film, and gambling...”**

Interests might include football, fashion, music, film, and gambling. High street shops such as New Look, Primark, TK Maxx and Argos might find these people amongst their customers.

Some will use the internet regularly. This will mostly be for leisure, playing games, downloading music and streaming TV programmes, but also for job hunting. While some have smartphones fewer will afford the more expensive brands.

Type 50

# Struggling younger people in mixed tenure



These singles and couples live in some of the lower cost terraced housing and flats in their locality. There is some renting, both private and social and nearly all the owned housing is well below the median price.

There are more young people and pre-school children than average. Relatively few might have educational qualifications at A level and most have clerical, administrative or skilled manual jobs.

Incomes are generally below the national median. The proportions claiming Jobseeker’s Allowance, disability benefits and single parent benefits are all well above average. The main earner in perhaps one in ten of households will have state benefits as their only source of income. As a result fewer people will have significant savings or investments and some may have issues with debt repayment.

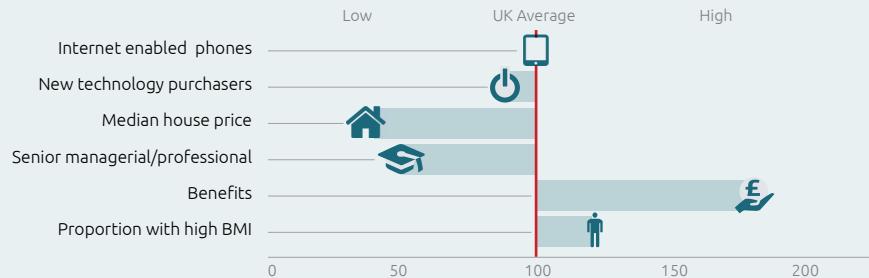
Leisure interests more frequently seen amongst this group of people include football, gambling, computer games, and films.

Shops offering designer brands at good prices might attract these people. They might also favour high street retailers such as Next and Topshop also Early Learning Centre, Carphone Warehouse and Game.

“Cheap terraced housing... young children...administrative and manual jobs...benefits claimants...football, gambling, computer games and films...”

Type 51

# Young people in small, low cost terraces



These are streets of mostly terraced housing where there are a high proportion of younger people. Many of these are single or single parents while the couples generally have young children. A few families from Eastern Europe may live in this type of street.

The houses tend to be small with two, or sometimes three, bedrooms. It is often amongst the lowest cost housing in the area. Many of these young people will be renting from a private landlord and many buying their home with a mortgage. There may be a significant proportion of first time buyers.

“Terraced housing...young children... singles... Jobseeker’s Allowance... low paid jobs...coping with debt... interests include football, gambling, music, film, DVD’s and TV...”

The numbers claiming Jobseeker’s Allowance is typically double the national average as might be the numbers claiming Income Support and Employment and Support Allowance. Mostly the employment tends to be lower paid, junior office work and unskilled or semi-skilled manual jobs.

With little spare cash very few will have built up savings or made any investments however they are no more likely than average to have a loan. Generally people will be coping with their debt but a few may be having difficulty.

Given the younger demographic profile, these people go online relatively infrequently. While they are not great adopters of new technology their mobile phone may well have internet capability.

Leisure interests include football, gambling, bingo, music and film as well as watching DVD’s and cable TV.

Popular newspapers include the Daily Mirror, the Daily Star and their Sunday equivalents as well as the Sun.

Group P

# Struggling Estates


Type 52: Poorer families, many houses, terraced housing

Type 53: Low income terraces

Type 54: Multi-ethnic, purpose-built estates

Type 55: Deprived and ethnically diverse in flats

Type 56: Low income large families in socially rented semis



These are low income families living on traditional urban estates. While typically two-thirds rent their homes from the council or housing association some have bought their houses, typically under right to buy, or from a prior tenant who has done so. Since house prices are low the few homeowners may include a number of first time buyers.

A substantial proportion of the housing will be flats or terraced houses although there may also be some semi-detached estates. Small properties are more typical but the larger families may be housed in three bedroom houses. Either way there may be some element of overcrowding.

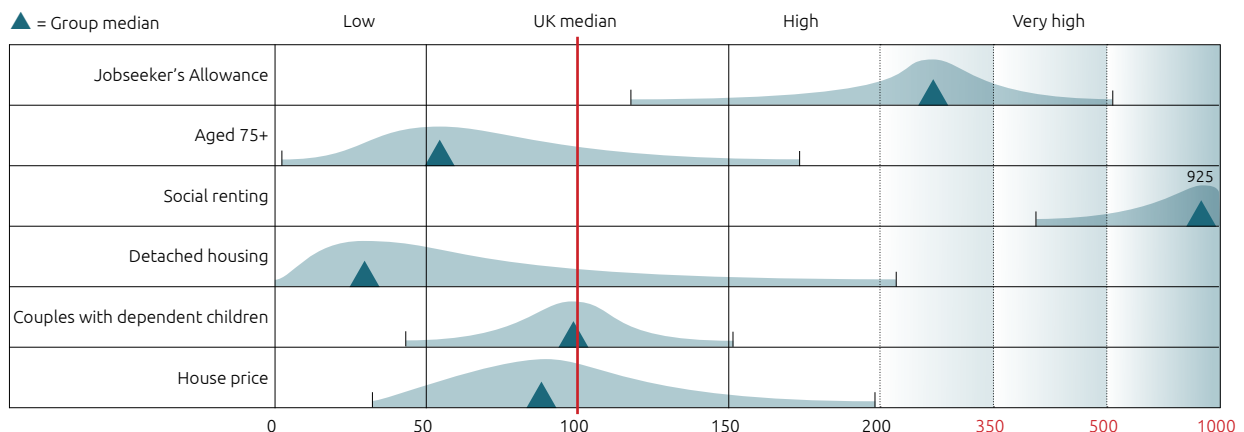
There may be a high proportion of children and the level of single parent households may be double the national average. Childless couples and pensioners are relatively rare.

As is typical of more urban locations the population may include some minority ethnic groups. Jobs reflect the generally lower educational qualifications and tend to be of a routine nature, perhaps in factories, shops or other manual occupations.

Incomes are low and the numbers claiming Jobseeker's Allowance is typically double the UK average. The numbers claiming income support, disability and other benefits are similarly high. Many will have been refused credit and people having difficulties with debts is likely to be double the average.

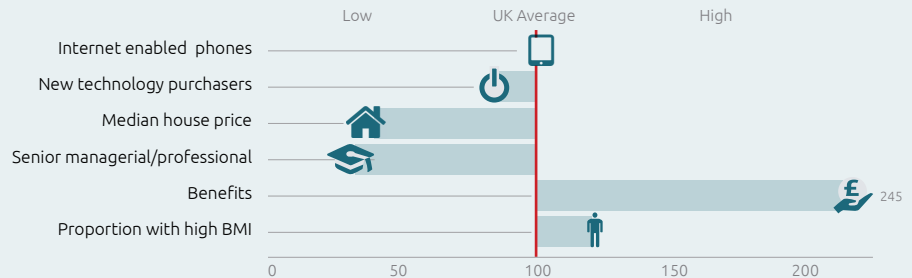
Money is tight and shopping tends to focus on cheaper stores, fast food outlets and inexpensive food.

Spread of Group P population relative to the national median



Type 52

# Poorer families, many houses, terraced housing



These are poor families in low-rise estates. In these estates there are nearly as many single parents as traditional two parent families. There are many school age children and families are larger than average. There are also some couples whose children have left home.

Housing is usually low-rise council terraces, perhaps three bedrooms, but still crowded for the size of family. A relatively high number of these residents consider their estate to be noisy and to suffer from vandalism or crime.

To be earning anything approaching an average income is rare. Employment is typically routine factory, retail or manual work. Long-term unemployment is high. There is over twice the usual number claiming Jobseeker's Allowance and higher proportions claiming Income Support. A significant proportion may find difficulty in paying for their housing.

With the possible exception of a games console for the children these families are less likely to purchase the latest electronics or phones. With money tight shopping may often be in discount retailers. The children may be treated to a fast food burger or fried chicken meal.

In common with other low income types, the pub, betting, football pools, lottery and bingo are common activities and entertainments. One luxury might be cable TV.

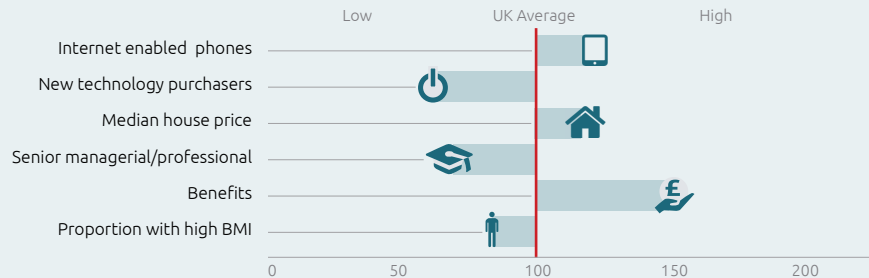
“Low rise estates...social renting...schoolchildren... routine jobs...unemployment... games consoles...money is tight...some health issues...”

There may be some people with health issues in these areas where more than usual feel themselves to have poor health. Some may suffer from anxiety or depression, migraine, or digestive disorders.

Overall these families feel they have some worries in their lives.

Type 53

# Low income terraces



Usually found in towns and cities, these streets are a mix of socially rented housing, right to buy owners and renters. The residents tend to be younger, with a high proportion of single parents and families, some with many children. They include people from African, Caribbean and East European backgrounds reflecting the role of these neighbourhoods as an entry point for many people .

Incomes tend to be significantly below the national median with a high proportion claiming Jobseeker’s Allowance and other benefits relating to disability and single parents. Typically educated to GCSE or A level these people are more likely to have junior administrative, semi-skilled or routine jobs.

Financial activity is limited. Fewer people will have much savings. The majority do not have a credit card, or any form of insurance.

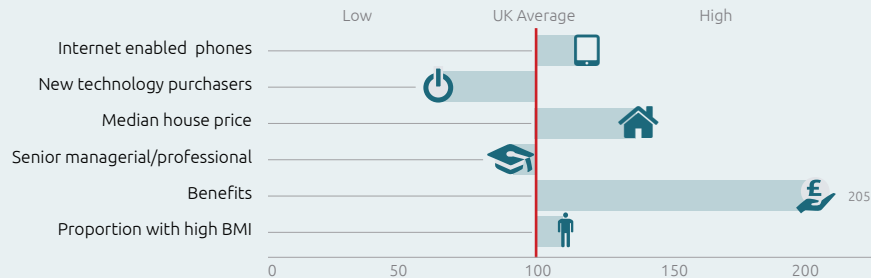
Few leisure activities are undertaken by this type as a whole, with bingo, film, gambling and shopping being of greater interest to some. Internet use is not particularly frequent, these people download music or movies and visit online dating and gambling sites.

Shopping might be in high street stores of the style of Primark, TopShop and H&M. For eating out fast food outlets such as KFC and McDonald’s may be preferred.

“Social renting... right to buy... multicultural...single parents... GCSE’s... downloading music... online gambling... bingo, film, gambling and shopping...”

Type 54

# Multi-ethnic, purpose-built estates



These are some of the most densely populated urban areas in the country and are characterised by a young, multi-ethnic population living in purpose-built blocks of flats, some of which are high rise. Most rent their small, one and two bedroom flats from the council and housing associations although there is some renting from private landlords.

Generally these are younger people. Many are single and there may be a relatively high level of single parents and fewer traditional couples. Around one in five of these people might have a child who does not live with them.

“Young...single parents... multi-ethnic...small flats... vandalism and crime... benefits... more than one job...interest in gambling, fashion, football, DVD’s, film...”

While a good number have A levels or degrees, employment tends to be in clerical administrative or low skilled occupations and incomes are low. A number of people will have two or more jobs in order to increase their income.

These neighbourhoods may also have high number of people claiming Jobseeker’s Allowance. Income Support, Employment and Support Allowance, and Housing Benefit will also provide support for some. A significant minority of this type might have been refused credit.

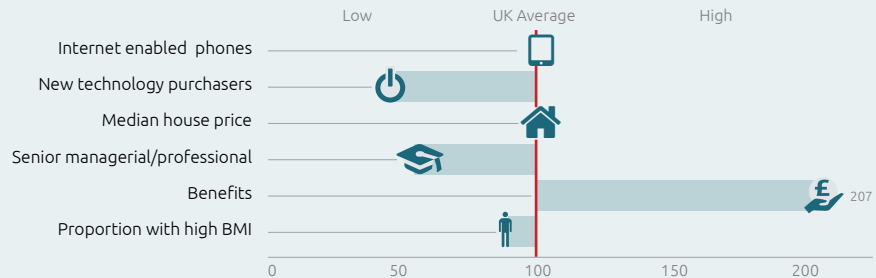
Relatively few own modern entertainment technology other than Blackberry and iPhones and these are not usually frequent users of the internet.

Like most young people they are interested in music, They may also have an interest in gambling, fashion, football, DVD’s, film and arts such as community theatre.

Quite a large minority have no interaction with their neighbours. A relatively high proportion have noisy neighbours or consider their neighbourhood to suffer from vandalism and crime.

Type 55

# Deprived and ethnically diverse in flats



Often these areas of younger people will house many children. There may be higher than usual concentrations of couples with young children, single parents and single people. Because of the low housing cost there may also be some students in these areas. Around a quarter of people in this type may be of African or Caribbean descent and other ethnic backgrounds.

These people tend to live in smaller flats, most rented from the council or housing association. A proportion of these will be in high-rise blocks. The large numbers of children living in these small flats make these homes the most overcrowded in the UK.

Unemployment levels are high and there may be three times the usual level of people claiming Income Support. The working population tends to be employed in semi-skilled or routine jobs where the skill levels required are relatively low.

This type has some of the highest levels of people having difficulties with loan repayments. Difficulties with housing payments may have also been an issue for a few of these people.

With low incomes and living in the city, car ownership levels are low and people are more likely to use public transport. Financially most of these people consider themselves to be having some difficulties or just getting by. Money is primarily spent on the children and there is little left for luxuries.

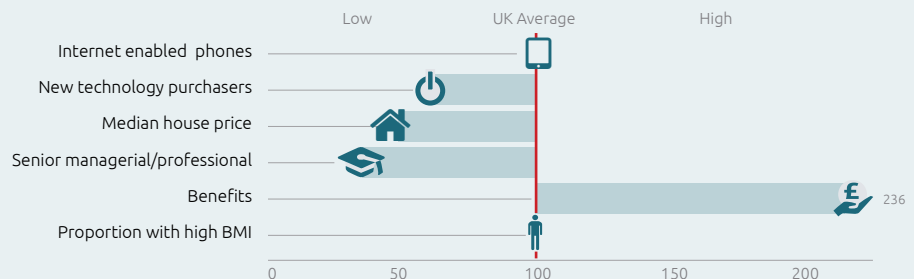
**“Low cost housing...many children...smaller flats...social renting...unemployment...difficulties with loan repayments...Blackberry...”**

Fewer than half of these people will have access to the internet from home. While more than average will own a smartphone it is more likely to a Blackberry than an iPhone.

The residents of these neighbourhoods are three times more likely to feel there are issues of vandalism or crime around their housing.

Type 56

# Low income large families in socially rented semis



These are large families, mostly living in two or three bedroom semi-detached or terraced council housing, perhaps in post-war estates. Many families have three or more children and a large number are headed by a single parent.

“Post-war estates...social housing...large families... unemployment... routine jobs...poor health... betting, DVD’s, computer games and listening to music...”

Unemployment is typically double the national average and there may be high rates of claimants of Income support, Employment and Support Allowance, and Housing Benefit. Incomes are often very low. Where there is paid work, it tends to be routine jobs in nearby factories or shops.

A number of people will have loans and some may be in difficulties with the repayments. Many have been refused credit in the past.

Most might have a traditional mobile phone rather than a smartphone. With the possible exception of a games console for the children these families are less likely to purchase new technology. Relatively few use the internet extensively.

A larger than usual proportion of these people might consider themselves to have poor health. There may be above average incidence of diabetes, asthma and other problems.

Leisure activities include fishing, betting, DVD’s, computer games and listening to music, although take-away and fast food are consumed more than average. Shopping might be done in retailers such as Argos and Poundland.

Newspapers like the Sun, the Daily Mirror, and the Daily Star are all relatively popular.

Group Q

# Difficult Circumstances

- Type 57: Social rented flats, families and single parents
- Type 58: Singles and young families, some receiving benefits
- Type 59: Deprived areas and high-rise flats



Generally these are streets with a higher proportion of younger people. Although all age groups may be represented those aged under 35 and with young children are more prevalent. There are twice as many single parents compared to the national average.

The bulk of the housing is flats rented from the council or housing association although there may also be some socially rented terraced housing. Generally these are small flats and a good proportion of Britain's high rise blocks make up a small part of this group.

These are relatively deprived neighbourhoods. The numbers claiming Jobseeker's Allowance, Income Support, and Employment and Support Allowance are all at their highest levels in this group. There may be high levels of long term unemployment and of households relying entirely on state benefits.

Educational qualifications are usually low. Those in work are likely to be employed in routine or semi-skilled manual jobs perhaps in factories or shops.

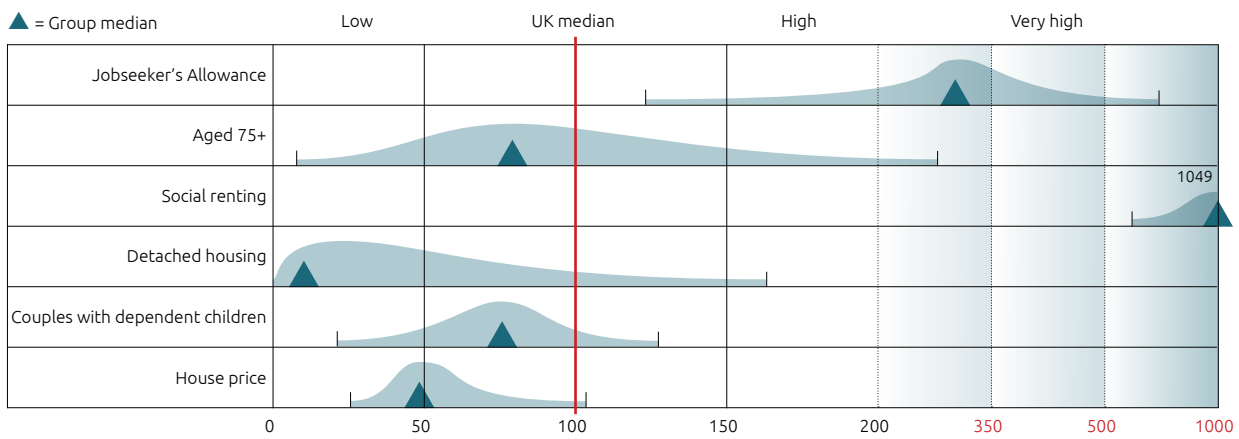
Incomes may be particularly low and nearly half these people may not earn enough to pay tax. It is rare for these people to have a credit card or to have savings. Loans, which some will have difficulty repaying are more typical. One in ten might have debts in excess of their annual income.

There might be a higher than usual proportion of people with health problems, including asthma and diabetes.

Leisure interests include computer games, football, gambling, bingo and television. The tabloids are favoured reading.

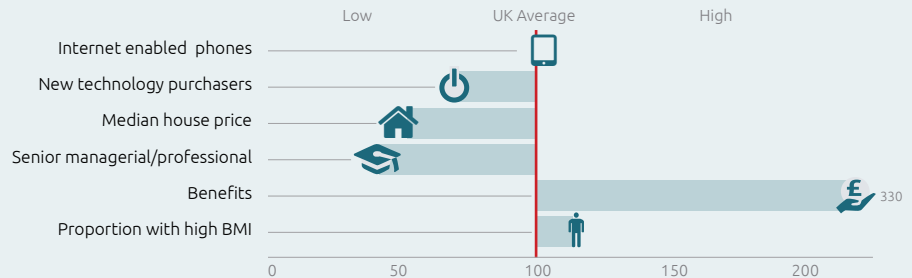

Many people are enduring hardship and for them, life is a struggle.

Spread of Group Q population relative to the national median



Type 57

# Social rented flats, families and single parents



The vast majority of these people live in purpose-built flats and older tenement buildings. They are small one or two bedroom properties and will be mostly rented from the council or housing associations. The population includes many young people and school age children with young parents.

Unemployment is typically twice the national level and there will be high numbers claiming Income support, Employment and Support Allowance, or Housing Benefit. A number of these families are living entirely from state benefits. Those that are working are in routine manual, office, or retail occupations and overall income levels are low.

Some of these households will have debts from unsecured loans or have consolidated loans. Some may be having difficulties making repayments on these debts. Others may have additional outgoings providing financial support to children who do not live with them.

With the limited money they are likely to have left, they will occasionally socialise by going to the pub or a nightclub for a drink, going to bingo or placing a bet. Otherwise for many, computer games or their interest in their local football team are one of the things that matters most to them.

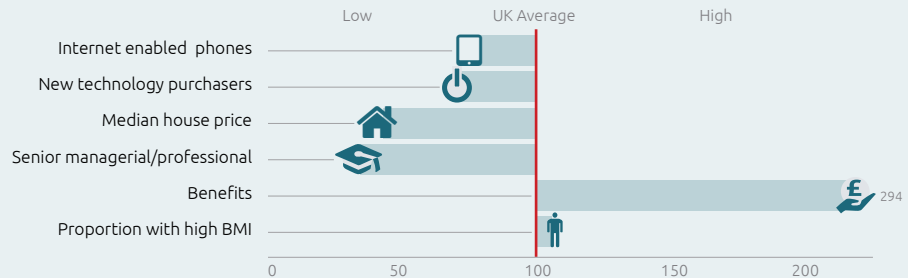
Around a half might have internet access and use of the web is less frequent than average. These people are less likely than average to own modern electronic technology, particularly not expensive or fashionable devices.

**“Purpose built flats...social renting...young children...low paid jobs...benefits...some debts...noisy neighbourhood...crime and vandalism...”**

Perhaps a third of these people consider their neighbourhood to be noisy, either due to neighbours or noise from the street. Up to half may feel there are issue of crime or vandalism. Some may feel their accommodation to be in a poor state of repair.

Type 58

# Singles and young families, some receiving benefits



Much of the housing in these streets is rented from a social housing provider. A great deal is terraced and there are also many flats. While there are people of all ages these streets usually tend to a younger age profile. There are high numbers of single people and single parents with young children.

Jobs, where available, are generally routine and low paid, well below the national average. Around half do not earn sufficient to pay tax. The level of people claiming benefits is substantially higher than average, across all forms of benefit, unemployment, disability, single parent and housing.

Interaction with the financial services industry is rare. Relatively few have credit cards, insurance, pensions, investments or savings. The exception is loans, where some people might be having difficulties keeping up with repayments or need advice managing their debt. Maybe half do not have a mobile phone. Fewer than average have internet access and people rarely use the internet. Food shopping might be done online to take advantage of the delivery and a number will gamble online.

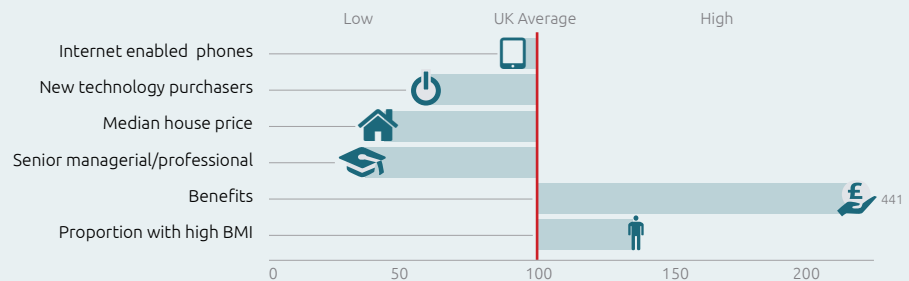
Over half of these people might be smokers. Some might suffer from diabetes or asthma.

Football, angling, bingo and gambling are among the more usual leisure activities.

“Social renting...terraced housing and flats...routine jobs...some difficulties repaying debts... smokers... football, bingo and gambling are among usual leisure activities...”

## Type 59

## Deprived areas and high-rise flats



Single elderly people and young single parents are both found more frequently than average in these flats. Most of the flats are rented from the council or social housing provider, although a few will be owned. The properties in this type will tend to be mid-rise and high-rise buildings often in cities and larger towns.

“Single people...old and young...flats...social renting... some high rise...refused credit...few pensions...health problems...football, gambling, bingo, DVD's and television...”

The numbers claiming Jobseeker's Allowance might be three times the national average. Similarly high proportions might be claiming benefits relating to single parents, or to disabilities. Over a third of households may be living entirely on some form of benefits.

In general relatively few people will have many educational qualifications. Those working are likely to be in routine jobs. These will be poorly paid. These areas include some of the greatest concentrations of people with lowest incomes. Under half of the people in these areas earn sufficient to pay tax.

Many might have been refused credit and most will not have a credit card. While some might have loans the people here have little reason to interact with mainstream financial services providers. They have little savings or investments. Those borrowing might be having difficulties with repayments. Few have a pension.

There might be a number of health issues amongst these people ranging from asthma and diabetes to hearing difficulties.

Limited leisure opportunities offer themselves given their limited incomes. Football and bingo tend to be popular. There will be some who gamble, while others might stay inside and watch DVD's or television.

They will shop in cheaper high street stores such as Iceland and buy hot food from the likes of Greggs or McDonalds.

Category 6

# Not Private Households

R Not Private Households

# Not Private Households

## Group R

Type 60: Active communal population

Type 61: Inactive communal population

Type 62: Business addresses without resident population



These are postcodes where the bulk of the residents are not living in private households. The category forms a single group, R – Not private households, which is sub-divided into three types;

### **Type 60: Active communal population**

These people may be in communal establishments yet still consumers to some degree. This includes defence establishments, for example people living on military bases. Although military married quarters is generally not communal accommodation so it will be classified in one of the other Acorn types according to the characteristics of the residents.

It also includes hotels and other holiday accommodation. Generally this is accommodation that may be unoccupied for part of the year, or where the people living in the accommodation regularly change. Other active communal accommodation might include hostels, children's homes, refuges and local authority accommodation for travellers.

### **Type 61: Inactive communal population**

These people may be in communal establishments but unlikely to be active consumers. This includes care homes, hospitals, and other medical or nursing establishments where due to their health, the residents are unlikely to get out and about to function as regular consumers.

It also includes prisons.

### **Type 62: Business addresses without resident population**

These are postcodes where we believe there is no regular resident population. An example of this might be a business or industrial park with no residents.

# A deeper understanding of consumers and communities...

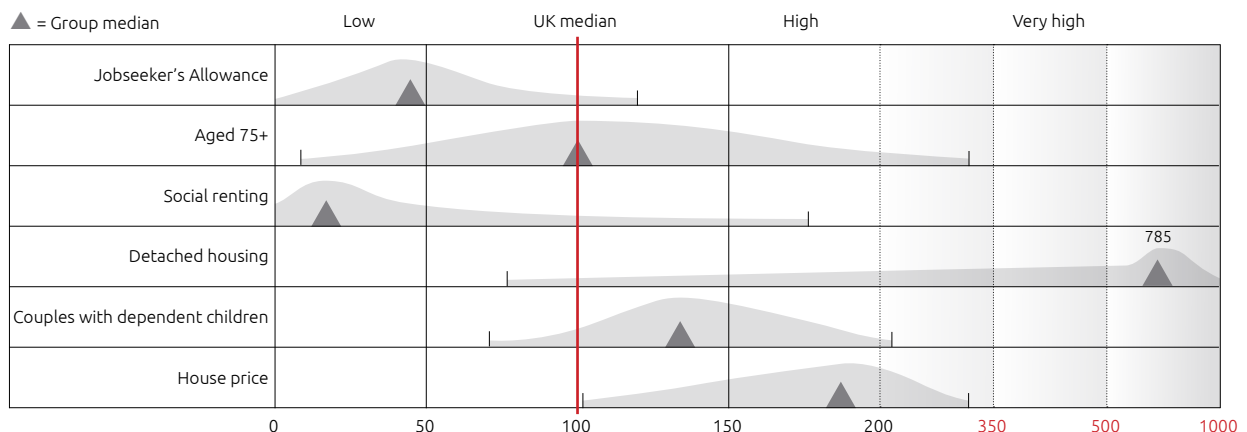


## ▶ Understanding the group distribution graphs

Each graph for a group depicts the distribution of values for postcodes assigned to the group.

For each of the variables shown the graphs are normalised to display on the same axes by converting the values to an index score relative to the UK median for the variable. The triangle represents the median of the group expressed as an index relative to the UK median.

Curves, or triangles, to the right of the red line labelled UK indicate the extent to which postcodes in the group have a higher value than the UK median. Curves to the left of the red line indicate postcodes in the group with a lower value than the UK median.





## Category 1 - Affluent Achievers Characteristics of Acorn Types

Represented as an index against the UK Average

Affluent Achievers	Group A			Group B					Group C					
Category 1	Types	1	2	3	4	5	6	7	8	9	10	11	12	13
<b>Family Structure</b>														
Couple family no children		107	105	115	124	142	130	110	101	124	134	108	121	102
Couple family with children		116	99	137	107	114	153	98	144	169	109	115	76	63
Lone parent family		45	49	43	48	48	71	57	61	53	58	69	53	57
All pensioner		92	116	93	108	111	54	109	100	61	100	96	152	146
All student		46	78	17	15	5	13	147	58	8	7	34	9	48
Single adult no children		100	96	96	101	96	93	95	99	92	98	103	104	100
<b>Country of Birth</b>														
Africa		159	164	108	54	47	55	166	115	76	46	54	30	141
North America		1059	1100	211	77	113	67	261	107	97	95	53	65	135
South America		301	429	83	37	37	28	205	80	41	34	38	32	135
Asia		227	235	116	55	30	58	150	126	80	28	59	24	91
UK and ROI		77	72	99	106	107	106	91	99	104	107	105	108	99
N and W Europe (not UK, ROI)		491	613	126	72	73	59	202	108	72	69	65	58	113
Australia, NZ & Oceania		389	608	146	70	99	46	262	107	70	86	52	57	112
<b>Health</b>														
BMI >30		43	25	61	74	83	95	43	52	71	94	90	145	108
Currently smokes		7	0	13	27	38	61	56	31	33	53	65	53	115
Asthma		30	18	56	70	73	80	70	81	71	76	80	76	74
Diabetes		41	25	57	69	65	63	80	64	64	67	82	107	101
Heart attack/Angina		0	0	0	95	39	72	0	33	33	45	147	222	67
Hypertension/High Blood Pressure		37	0	73	87	83	82	91	72	67	127	118	183	120
<b>Online Shopping</b>														
Books		156	143	109	97	111	112	120	104	126	112	87	87	98
Clothes		65	76	83	76	79	97	87	74	101	92	78	75	92
Groceries		165	120	68	54	78	85	88	64	80	86	61	60	99
Music		50	70	80	88	99	125	113	93	119	97	90	79	87
Wine		93	131	171	136	162	130	162	120	193	138	89	88	113
<b>Internet use</b>														
Daily		132	121	122	111	113	125	119	115	125	106	106	89	92
Weekly		67	85	49	80	62	62	59	80	52	64	74	87	98
Monthly		60	76	44	72	85	45	60	48	26	82	66	95	61
Less than once a month		51	57	44	64	68	50	32	73	63	100	67	151	120
Never used the internet		23	34	40	70	63	28	48	56	28	87	90	139	134
<b>Smartphones</b>														
No smartphone		41	86	75	103	97	75	85	76	76	104	110	139	121
BlackBerry		98	231	153	93	136	117	106	106	164	89	91	57	93
iPhone		289	186	156	100	101	132	160	131	158	112	97	67	95
Any Google Android phone		675	149	97	67	92	132	175	112	189	102	102	42	103
Technology														
Integrated Digital TV set		98	99	159	140	154	126	112	114	146	122	120	142	114
MP3/MP4 Player		108	193	127	110	143	152	136	122	192	115	115	70	89
Videogame console		20	94	87	69	89	125	89	88	128	90	93	64	69
Tablet Computer		361	295	105	102	181	173	127	68	193	112	116	104	127
<b>Money</b>														
House price		1156	755	348	155	203	106	213	179	158	133	106	101	111
Pays higher rate tax		529	542	501	232	300	235	353	281	356	188	131	92	136
Has Investments		122	142	154	164	157	140	134	144	156	136	139	153	121
Has investment bonds		248	181	237	257	248	143	146	187	165	208	201	249	129
Has ISA		135	119	149	162	155	139	128	141	151	135	141	155	119
Has Cash ISA		80	112	136	159	150	137	123	137	145	132	141	156	119
Has stocks and shares ISA		592	287	336	270	303	201	228	228	318	180	156	165	136
Has stocks and shares		179	207	294	246	272	184	217	207	250	177	148	147	141
Has Unit Trusts		558	87	511	313	353	234	170	231	368	229	152	144	171
Has credit card		125	144	153	149	146	144	139	144	154	133	130	131	119
Has no credit card		79	57	50	56	57	58	65	60	50	70	72	72	83
Has pension scheme		99	109	134	116	112	166	140	136	165	118	123	79	90
Has pension scheme organised through company		45	82	108	112	97	167	135	131	169	111	126	74	88
Has pension scheme organised personally		196	148	243	139	156	176	136	152	181	160	121	100	119
<b>Benefits</b>														
Job Seeker's Allowance		17	28	23	32	28	49	48	40	36	35	48	41	52
ESA (Illness/Disability) Allowance		14	25	24	38	36	51	47	37	34	44	51	62	65
Income Support		10	17	9	13	15	36	29	20	17	22	26	25	35
Housing Benefit		0	0	0	9	10	0	0	28	12	42	1	8	135
Other benefit		14	29	16	28	34	40	46	28	23	43	43	64	74



## Category 2 - Rising Prosperity Characteristics of Acorn Types

Represented as an index against the UK Average

Rising Prosperity		Group D				Group E		
Category 2	Types	14	15	16	17	18	19	20
<b>Family Structure</b>								
	Couple family no children	110	124	113	108	131	119	79
	Couple family with children	106	38	58	48	138	72	82
	Lone parent family	66	49	58	77	80	75	115
	All pensioner	87	72	83	61	39	148	78
	All student	169	383	168	225	18	229	181
	Single adult no children	98	101	99	98	98	102	101
<b>Country of Birth</b>								
	Africa	129	252	228	266	75	206	342
	North America	304	569	876	312	98	273	175
	South America	216	647	569	537	49	373	492
	Asia	122	263	238	171	61	154	320
	UK and ROI	91	69	67	79	104	88	72
	N and W Europe (not UK, ROI)	290	549	645	370	88	194	273
	Australia, NZ & Oceania	486	831	936	505	75	316	291
<b>Health</b>								
	BMI >30	57	70	23	45	64	64	77
	Currently smokes	54	60	81	249	30	107	150
	Asthma	70	42	53	76	80	72	101
	Diabetes	71	70	52	63	52	64	102
	Heart attack/Angina	49	130	87	0	48	23	35
	Hypertension/High Blood Pressure	50	33	67	51	37	59	53
<b>Online Shopping</b>								
	Books	135	137	151	126	129	140	117
	Clothes	86	122	121	122	123	148	95
	Groceries	89	226	175	189	122	182	143
	Music	101	145	117	113	133	134	116
	Wine	166	184	177	158	162	153	107
<b>Internet use</b>								
	Daily	120	127	124	121	122	121	112
	Weekly	84	37	36	110	86	72	114
	Monthly	25	37	100	32	50	66	98
	Less than once a month	22	13	10	35	36	55	39
	Never used the internet	46	28	33	35	32	38	59
<b>Smartphones</b>								
	No smartphone	85	46	64	62	77	64	80
	BlackBerry	164	221	211	164	137	141	179
	iPhone	181	268	309	174	171	187	150
	Any Google Android phone	166	227	163	169	108	179	146
<b>Technology</b>								
	Integrated Digital TV set	100	86	71	73	126	103	70
	MP3/MP4 Player	149	183	141	99	155	133	85
	Videogame console	83	96	78	77	141	113	70
	Tablet Computer	152	275	266	192	132	203	123
<b>Money</b>								
	House price	241	184	350	148	106	98	150
	Pays higher rate tax	342	331	258	199	219	209	160
	Has Investments	123	121	117	102	128	114	83
	Has investment bonds	100	77	133	96	79	93	81
	Has ISA	123	117	108	103	125	114	82
	Has Cash ISA	118	114	101	103	124	113	82
	Has stocks and shares ISA	213	167	205	90	140	135	104
	Has stocks and shares	165	164	202	116	158	131	85
	Has Unit Trusts	224	206	152	120	169	114	100
	Has credit card	133	134	128	112	142	125	99
	Has no credit card	70	69	75	91	62	77	101
	Has pension scheme	130	126	122	107	167	141	95
	Has pension scheme organised through company	123	121	107	104	173	142	93
	Has pension scheme organised personally	140	109	188	102	160	134	96
<b>Benefits</b>								
	Job Seeker's Allowance	59	82	68	138	49	77	144
	ESA (Illness/Disability) Allowance	47	64	70	114	48	68	104
	Income Support	37	63	51	103	53	74	141
	Housing Benefit	0	0	87	0	59	75	23
	Other benefit	52	64	72	129	41	72	131



## Category 3 - Comfortable Communities Characteristics of Acorn Types

Represented as an index against the UK Average

Comfortable Communities	Group F			Group G			Group H			Group I		Group J		
Category 3	Types	21	22	23	24	25	26	27	28	29	30	31	32	33
<b>Family Structure</b>														
Couple family no children		145	117	126	124	57	125	109	86	118	109	36	113	119
Couple family with children		103	136	100	111	130	107	111	128	143	72	20	76	104
Lone parent family		54	66	73	76	103	79	92	112	85	62	26	91	97
All pensioner		149	205	113	93	96	74	90	90	74	124	133	71	69
All student		4	3	6	21	114	16	18	77	13	11	38	233	40
Single adult no children		86	71	98	99	103	100	105	102	93	109	146	104	100
<b>Country of Birth</b>														
Africa		29	20	25	40	320	45	36	162	51	29	100	78	52
North America		80	84	62	54	54	80	30	59	59	47	116	117	78
South America		23	15	19	25	108	35	19	114	29	27	134	92	54
Asia		17	14	18	46	664	33	48	174	44	26	61	81	55
UK and ROI		109	110	109	107	67	106	107	94	106	108	102	100	105
N and W Europe (not UK, ROI)		57	39	51	58	126	75	49	115	60	53	111	137	81
Australia, NZ & Oceania		72	43	44	40	55	75	29	70	45	43	120	134	76
<b>Health</b>														
BMI >30		141	53	110	122	38	95	111	92	101	146	96	91	92
Currently smokes		40	26	102	47	66	91	107	60	80	109	28	100	83
Asthma		85	98	84	82	104	90	99	94	97	81	55	100	92
Diabetes		86	98	101	82	145	75	96	100	75	109	147	80	80
Heart attack/Angina		97	85	160	106	0	83	142	32	34	352	539	0	86
Hypertension/High Blood Pressure		107	216	150	145	97	51	157	82	57	208	413	43	97
<b>Online Shopping</b>														
Books		104	111	92	92	92	113	79	106	96	75	79	119	105
Clothes		90	100	93	89	85	105	82	87	101	76	68	109	111
Groceries		88	92	82	69	93	96	70	97	82	57	92	125	106
Music		101	114	89	98	102	107	83	118	106	73	43	114	108
Wine		127	109	96	108	62	117	66	83	85	80	59	106	94
<b>Internet use</b>														
Daily		101	108	96	110	106	110	98	108	112	83	56	111	113
Weekly		100	80	98	81	91	92	104	97	90	88	77	99	93
Monthly		87	61	99	80	87	71	95	87	76	99	20	74	71
Less than once a month		111	96	127	91	78	76	94	75	83	137	191	58	74
Never used the internet		98	79	114	69	84	72	107	74	62	162	268	65	59
<b>Smartphones</b>														
No smartphone		103	117	115	95	99	96	106	91	92	138	143	81	87
BlackBerry		68	57	78	98	143	94	72	133	93	44	7	114	100
iPhone		96	93	75	99	140	128	76	124	116	61	48	137	125
Any Google Android phone		51	82	62	103	114	103	102	106	127	63	88	136	151
<b>Technology</b>														
Integrated Digital TV set		146	141	122	122	70	115	104	82	105	132	113	96	106
MP3/MP4 Player		89	118	98	130	88	119	95	111	128	72	37	114	127
Videogame console		78	104	107	108	78	107	102	103	129	65	28	107	130
Tablet Computer		100	55	98	126	104	95	79	100	86	58	32	123	102
<b>Money</b>														
House price		121	95	80	94	126	93	69	112	89	82	81	87	77
Pays higher rate tax		155	119	72	135	131	136	64	116	104	57	87	119	99
Has Investments		131	142	119	139	92	122	120	108	122	133	149	112	112
Has investment bonds		197	202	156	159	112	119	99	87	123	158	214	96	94
Has ISA		126	143	121	141	91	120	121	106	124	135	149	112	112
Has Cash ISA		126	142	122	139	90	121	122	106	124	136	146	112	112
Has stocks and shares ISA		155	189	111	175	103	124	106	100	125	124	134	101	102
Has stocks and shares		170	145	106	162	97	128	105	114	124	118	141	103	106
Has Unit Trusts		233	120	113	153	108	112	67	93	104	128	121	105	101
Has credit card		122	128	111	132	101	121	111	112	122	114	107	113	115
Has no credit card		80	73	90	70	99	81	90	88	80	88	95	88	86
Has pension scheme		101	110	101	124	92	133	115	119	137	81	44	125	137
Has pension scheme organised through company		91	101	99	125	92	132	117	122	140	77	40	131	143
Has pension scheme organised personally		137	148	112	134	88	142	115	108	136	90	49	102	117
<b>Benefits</b>														
Job Seeker's Allowance		37	62	55	59	104	49	75	85	59	53	64	94	81
ESA (Illness/Disability) Allowance		60	66	77	70	86	56	81	65	61	75	75	78	82
Income Support		21	32	43	46	86	43	59	86	47	35	49	83	84
Housing Benefit		35	42	68	5	52	50	16	26	18	41	45	53	23
Other benefit		63	65	76	64	95	55	74	72	54	81	95	85	80



## Category 4 - Financially Stretched Characteristics of Acorn Types

Represented as an index against the UK Average

Financially Stretched	Group K			Group L				Group M				Group N				
Category 4	Types	34	35	36	37	38	39	40	41	42	43	44	45	46	47	48
<b>Family Structure</b>																
Couple family no children		81	56	82	101	105	105	43	102	85	83	79	46	18	85	75
Couple family with children		54	39	52	102	92	103	126	110	119	110	82	40	11	86	62
Lone parent family		51	53	99	99	102	116	124	113	157	152	141	57	23	131	108
All pensioner		61	61	204	94	95	79	58	110	78	101	108	326	65	108	211
All student		2171	4515	491	46	16	23	150	11	33	43	17	144	14	11	60
Single adult no children		99	107	107	94	102	104	105	95	97	103	95	140	169	101	102
<b>Country of Birth</b>																
Africa		155	83	345	165	29	26	194	34	83	55	29	58	99	22	78
North America		247	120	333	76	41	33	26	73	52	36	36	294	68	37	129
South America		151	65	668	112	20	18	49	24	42	25	15	367	70	13	158
Asia		197	143	254	118	31	32	770	22	65	69	29	29	65	20	48
UK and ROI		89	98	73	97	108	108	68	108	104	105	108	101	103	109	103
N and W Europe (not UK, ROI)		235	159	264	83	53	52	87	59	75	56	46	133	83	43	77
Australia, NZ & Oceania		148	89	408	59	36	32	17	52	42	27	25	410	56	26	136
<b>Health</b>																
BMI >30		88	61	117	112	123	126	74	133	116	93	127	181	151	117	140
Currently smokes		228	132	146	190	141	171	77	128	95	108	178	205	214	145	302
Asthma		72	80	98	100	106	105	176	110	131	140	114	110	119	124	127
Diabetes		106	56	78	112	104	100	198	122	124	133	118	143	167	143	147
Heart attack/Angina		0	0	94	68	193	92	21	129	111	91	217	529	243	142	426
Hypertension/High Blood Pressure		0	43	96	95	87	77	53	75	66	67	131	359	309	161	193
<b>Online Shopping</b>																
Books		145	128	136	103	96	91	90	101	100	91	78	101	105	81	78
Clothes		119	137	135	118	107	115	112	114	119	112	108	93	84	117	118
Groceries		217	176	245	122	93	98	116	106	129	105	98	99	112	100	119
Music		113	108	131	115	96	96	81	100	118	93	83	102	89	88	87
Wine		134	102	108	92	78	61	46	70	73	72	53	77	47	48	67
<b>Internet use</b>																
Daily		129	123	115	100	94	98	96	90	99	92	85	64	42	79	69
Weekly		35	45	87	97	103	117	115	105	118	109	121	88	91	114	106
Monthly		28	51	70	104	96	114	126	129	122	104	142	96	120	140	135
Less than once a month		23	39	70	108	113	113	109	149	116	99	123	90	102	142	171
Never used the internet		20	36	55	101	122	103	106	127	98	126	143	231	312	168	201
<b>Smartphones</b>																
No smartphone		48	75	68	101	112	102	102	113	92	105	117	144	156	122	126
BlackBerry		164	160	146	102	92	97	87	72	104	83	75	42	48	65	65
iPhone		160	143	164	105	75	88	98	70	94	76	66	51	18	56	37
Any Google Android phone		230	101	169	111	92	88	94	81	77	95	57	58	9	55	64
<b>Technology</b>																
Integrated Digital TV set		57	49	76	101	99	96	52	103	100	90	95	104	118	95	94
MP3/MP4 Player		193	152	118	98	84	103	62	88	93	83	78	56	29	78	59
Videogame console		123	109	104	103	103	118	73	111	115	109	102	59	31	102	74
Tablet Computer		211	143	192	65	80	119	142	75	90	70	57	70	98	41	25
<b>Money</b>																
House price		108	84	79	77	61	51	61	83	71	59	48	67	65	52	50
Pays higher rate tax		78	70	119	78	47	39	54	43	49	43	26	39	32	24	22
Has Investments		103	97	85	95	100	94	52	87	77	76	75	79	65	76	64
Has investment bonds		89	74	83	86	112	60	46	82	60	56	48	71	60	52	41
Has ISA		103	99	87	95	102	94	52	87	75	75	76	80	68	77	67
Has Cash ISA		103	98	88	96	103	96	52	88	75	76	78	83	70	79	67
Has stocks and shares ISA		81	67	80	90	72	61	41	54	53	51	38	50	38	42	42
Has stocks and shares		75	68	68	90	77	73	45	70	68	63	49	58	29	47	34
Has Unit Trusts		60	88	94	67	52	43	75	53	48	57	27	56	43	28	31
Has credit card		79	77	96	99	96	91	69	84	87	78	72	70	53	70	62
Has no credit card		120	123	104	101	104	108	127	115	111	121	126	128	145	128	136
Has pension scheme		69	57	94	103	94	102	60	90	95	90	78	55	23	70	57
Has pension scheme organised through company		62	54	94	100	96	105	61	88	96	93	80	53	24	70	57
Has pension scheme organised personally		65	60	94	115	89	86	51	111	79	85	71	69	32	72	58
<b>Benefits</b>																
Job Seeker's Allowance		62	99	175	88	92	107	206	81	124	141	155	102	123	132	145
ESA (Illness/Disability) Allowance		52	63	142	92	105	115	137	104	120	142	175	146	166	170	190
Income Support		30	49	154	94	89	112	154	93	169	165	174	100	107	148	135
Housing Benefit		17	138	14	93	89	55	193	167	98	204	310	571	592	299	417
Other benefit		60	72	168	94	106	105	159	106	117	131	164	153	224	159	187



## Category 5 - Urban Adversity Characteristics of Acorn Types

Represented as an index against the UK Average

Urban Adversity	Group O			Group P					Group Q					
Category 5	Types			49	50	51	52	53	54	55	56	57	58	59
<b>Family Structure</b>														
Couple family no children	93	89	84	63	53	55	37	65	62	60	52			
Couple family with children	57	70	75	104	91	53	87	112	89	71	42			
Lone parent family	94	112	140	229	187	165	223	218	202	188	141			
All pensioner	105	156	71	83	83	84	72	88	87	95	104			
All student	76	155	127	22	130	174	153	30	46	31	59			
Single adult no children	101	102	107	91	105	103	104	100	86	104	111			
<b>Country of Birth</b>														
Africa	140	109	59	65	346	523	650	71	166	87	196			
North America	117	166	39	34	77	209	92	33	54	32	60			
South America	156	189	26	19	257	755	534	26	76	22	73			
Asia	102	96	81	47	264	265	445	60	101	66	110			
UK and ROI	96	97	103	106	80	67	61	105	99	104	97			
N and W Europe (not UK, ROI)	116	124	68	51	173	344	207	53	74	50	76			
Australia, NZ & Oceania	111	200	36	20	93	305	103	22	34	21	45			
<b>Health</b>														
BMI >30	100	100	121	120	85	110	90	100	114	106	136			
Currently smokes	210	162	144	150	115	88	99	158	162	191	275			
Asthma	104	105	131	181	119	136	134	171	157	160	149			
Diabetes	111	120	115	149	155	140	148	139	144	147	158			
Heart attack/Angina	0	0	122	99	72	94	0	84	135	149	82			
Hypertension/High Blood Pressure	36	47	85	85	104	156	68	89	103	87	126			
<b>Online Shopping</b>														
Books	124	107	95	89	103	100	92	83	93	84	94			
Clothes	131	129	121	144	95	70	92	128	123	125	112			
Groceries	185	145	136	136	140	189	170	137	161	133	181			
Music	134	98	91	89	122	124	103	94	96	80	100			
Wine	114	76	78	62	78	75	74	41	57	50	67			
<b>Internet use</b>														
Daily	101	104	97	90	101	99	99	90	90	81	76			
Weekly	109	110	122	125	123	134	138	140	144	118	151			
Monthly	101	126	140	149	115	113	145	168	151	147	183			
Less than once a month	108	102	131	136	62	54	89	140	156	151	175			
Never used the internet	94	81	99	124	93	101	92	120	120	156	164			
<b>Smartphones</b>														
No smartphone	84	87	99	105	107	99	98	97	97	116	108			
BlackBerry	88	81	102	83	183	194	178	102	95	78	74			
iPhone	92	113	72	69	131	151	109	60	69	52	57			
Any Google Android phone	126	110	104	109	84	105	63	81	105	46	84			
<b>Technology</b>														
Integrated Digital TV set	88	84	78	71	64	51	59	75	80	85	80			
MP3/MP4 Player	92	99	88	78	75	91	77	80	72	61	63			
Videogame console	94	108	113	113	76	64	67	124	104	95	82			
Tablet Computer	86	103	75	80	119	89	123	62	74	52	66			
<b>Money</b>														
House price	58	61	40	41	116	138	102	49	51	41	41			
Pays higher rate tax	60	57	27	18	84	76	59	25	26	23	24			
Has Investments	87	79	72	50	59	61	50	53	53	51	44			
Has investment bonds	83	48	41	27	37	48	49	27	39	28	12			
Has ISA	86	80	73	50	57	61	49	53	52	52	44			
Has Cash ISA	87	80	73	52	57	62	50	54	53	53	45			
Has stocks and shares ISA	65	51	45	16	44	50	33	24	26	21	15			
Has stocks and shares	73	59	50	31	56	53	36	35	40	30	27			
Has Unit Trusts	99	55	26	34	36	51	42	15	27	23	25			
Has credit card	91	86	73	57	80	76	71	59	59	56	53			
Has no credit card	109	113	125	140	117	121	125	137	137	140	144			
Has pension scheme	98	94	75	66	88	72	69	65	67	58	52			
Has pension scheme organised through company	100	95	79	67	91	75	73	65	68	61	53			
Has pension scheme organised personally	73	90	58	55	62	51	42	65	55	44	38			
<b>Benefits</b>														
Job Seeker's Allowance	169	170	204	222	174	192	216	203	196	242	292			
ESA (Illness/Disability) Allowance	159	155	166	194	137	176	157	193	194	243	294			
Income Support	139	148	216	324	234	237	308	296	275	294	247			
Housing Benefit	137	65	181	277	137	223	220	268	481	349	624			
Other benefit	190	177	184	180	156	196	182	169	173	232	299			





**London** (UK Headquarters)  
Kensington Village  
Avonmore Road  
London  
W14 8TS  
T: +44 (0) 207 602 6000  
F: +44 (0) 207 603 5862

**acorn.caci.co.uk**  
acorn@caci.co.uk

© CACI Limited 2013. All rights reserved